



# Dynasty<sup>®</sup>

SINCE 1995

*Crafted With Precision*

**STANDARD MODULES**

*Precise | Customisable | Prompt*



## ENDLESS DESIGN POSSIBILITIES WITH CUSTOMISABLE :


- *Carcass & Shutter Material*
- *Carcass & Shutter Finish*
- *Carcass & Shutter Colours*
- *Handles & Knobs*
- *Hardware*
- *Accessories*
- *Glass Types*
- *Legs*
- *Etc.*



# WARDROBES

Dynasty<sup>®</sup>  
SINCE 1995

5'8"  
1727 mm



1950 mm



2100 mm



2400 mm



# WARDROBES

FRONT FINISH ADAPTATIONS - WARDROBES



**FULL FRONTAL  
CUSTOMISATION**

# WARDROBES



Item Code  
**W195-01**



Item Code  
**W195-02**



Item Code  
**W195-03**



Item Code  
**W195-04**



Item Code  
**W195-05**



Item Code  
**W195-06**



Item Code  
**W195-07**



Item Code  
**W195-08**



Item Code  
**W195-09**



Item Code  
**W195-10**



Item Code  
**W195-11**



Item Code  
**W195-12**



Item Code  
**W195-13**



Item Code  
**W195-14**



Item Code  
**W195-15**



Item Code  
**W195-16**



Item Code  
**W195-17**



Item Code  
**W195-18**



Item Code  
**W195-19**



Item Code  
**W195-20**



Item Code  
**W195-21**



Item Code  
**W195-22**



Item Code  
**W195-23**



Item Code  
**W210-36**

# WARDROBES



Item Code  
W210-17



Item Code  
W210-18



Item Code  
W210-19



Item Code  
W210-20



Item Code  
W210-21



Item Code  
W210-22



Item Code  
W210-23



Item Code  
W210-24



Item Code  
W240-17



Item Code  
W240-18



Item Code  
W240-19



Item Code  
W240-25



Item Code  
W240-20



Item Code  
W240-21



Item Code  
W240-22



Item Code  
W240-23









Item Code  
W240-24



Item Code  
W240-26







# WARDROBE

Sr. No.	Item Code	Item Description	Carcass Image	H (mm)	W (mm)	D (mm) With Shutter	Material Options For Carcass	Total Sq. Ft. (Carcass + Shutters + With Visible Sides)	Carcass Sq.Ft. (18mm Board; Without Visible Sides)	Carcass Sq.Ft. (8mm Board)	Material Options For Visible Sides & Shutters	Visible (Left side, Right side (mm) (Either 18mm Carcass Or Shutter Material))	Shutters (Sq.Ft.) (Without Visible Sides)	Optional Leg Styles	Optional Hardware	Final Product Image	Comments
1	W195-01_80	Openable Wardrobe: 6.5' (Short Hanging With 1 Drawer And 1 Fixed Shelf)		1950	800	600	Prelam	85.54	25.33	19.18	PU Painted, Acrylic, Ceramic, Veneer, Membrane, etc.	Left Side (1950x580) (12.17 sqft.)  Right Side (1950x580) (12.17 sqft.)	16.69	External Skirting Matching With Shutters (Carcass level, 50 mm - 100 mm High)	Legs, Handles, Knobs, Hinges, Hanging Rod, Quadro Channels (Hettich V6), Telescopic Channel, Lock		CNC Cut For LED Light (Top/left/ Right)
2	W195-01_85				850			89.17	26.64	20.45			17.74				
3	W195-01_90				900			92.85	27.99	21.73			18.79				
4	W195-01_95				950			96.52	29.34	23.00			19.84				
5	W195-01_100				1000			100.19	30.69	24.28			20.88				
6	W195-01_105				1050			103.87	32.04	25.55			21.93				
7	W195-01_110				1100			107.54	33.39	26.83			22.98				
8	W195-01_115				1150			111.22	34.74	28.10			24.03				
9	W195-01_120				1200			114.89	36.10	29.38			25.08				
10	W195-02_80	Openable Wardrobe: 6.5' (2 Short Hangings, 2 Drawers With Fixed & Adjustable Shelf)		1950	800	600	Prelam	94.55	34.63	18.89	PU Painted, Acrylic, Ceramic, Veneer, Membrane, etc.	Left Side (1950x580) (12.17 sqft.)  Right Side (1950x580) (12.17 sqft.)	16.69	External Skirting Matching With Shutters (Carcass level, 50 mm - 100 mm High)	Legs, Handles, Knobs, Hinges, Hanging Rod, Quadro Channels (Hettich V6), Telescopic Channel, Lock		CNC Cut For LED Light (Top/left/ Right)
11	W195-02_85				850			98.35	36.10	20.17			17.74				
12	W195-02_90				900			102.16	37.60	21.43			18.79				
13	W195-02_95				950			105.96	39.08	22.71			19.84				
14	W195-02_100				1000			109.77	40.56	23.98			20.88				
15	W195-02_105				1050			113.57	42.04	25.26			21.93				
16	W195-02_110				1100			117.38	43.52	26.53			22.98				
17	W195-02_115				1150			121.18	45.00	27.81			24.03				
18	W195-02_120				1200			124.99	46.49	29.08			25.08				
19	W195-03_80	Openable Wardrobe: 6.5' (Short Hanging With 3 Drawer & Fixed Shelf)		1950	800	600	Prelam	100.95	39.64	20.28	PU Painted, Acrylic, Ceramic, Veneer, Membrane, etc.	Left Side (1950x580) (12.17 sqft.)  Right Side (1950x580) (12.17 sqft.)	16.69	External Skirting Matching With Shutters (Carcass level, 50 mm - 100 mm High)	Legs, Handles, Knobs, Hinges, Hanging Rod, Quadro Channels (Hettich V6), Telescopic Channel, Lock		CNC Cut For LED Light (Top/left/ Right)
20	W195-03_85				850			104.96	41.21	21.67			17.74				
21	W195-03_90				900			108.98	42.78	23.07			18.79				
22	W195-03_95				950			112.99	44.35	24.46			19.84				
23	W195-03_100				1000			117.00	45.92	25.86			20.88				
24	W195-03_105				1050			121.02	47.49	27.25			21.93				
25	W195-03_110				1100			125.03	49.06	28.64			22.98				
26	W195-03_115				1150			129.04	50.63	30.04			24.03				
27	W195-03_120				1200			133.05	52.20	31.43			25.08				







# WARDROBE

Sr. No.	Item Code	Item Description	Carcass Image	H (mm)	W (mm)	D (mm) With Shutter	Material Options For Carcass	Total Sq. Ft. (Carcass + Shutters + With Visible Sides)	Carcass Sq.Ft. (18mm Board; Without Visible Sides)	Carcass Sq.Ft. (8mm Board)	Material Options For Visible Sides & Shutters	Visible (Left side, Right side (mm) (Either 18mm Carcass Or Shutter Material))	Shutters (Sq.Ft.) (Without Visible Sides)	Optional Leg Styles	Optional Hardware	Final Product Image	Comments
28	W195-04_80	Openable Wardrobe: 6.5' (4 Fixed Shelf)		1950	800	600	Prelam	82.62	25.50	16.09	PU Painted, Acrylic, Ceramic, Veneer, Membrane, etc.	Left Side (1950x580) (12.17 sqft.)  Right Side (1950x580) (12.17 sqft.)	16.69	External Skirting Matching With Shutters (Carcass level, 50 mm - 100 mm High)	Legs, Handles, Knobs, Hinges, Lock		CNC Cut For LED Light (Top/left/ Right)
29	W195-04_85				850			86.37	27.17	17.12			17.74				
30	W195-04_90				900			90.13	28.84	18.16			18.79				
31	W195-04_95				950			93.88	30.51	19.20			19.84				
32	W195-04_100				1000			97.63	32.17	20.23			20.88				
33	W195-04_105				1050			101.39	33.84	21.27			21.93				
34	W195-04_110				1100			105.14	35.51	22.31			22.98				
35	W195-04_115				1150			108.89	37.18	23.34			24.03				
36	W195-04_120				1200			112.65	38.85	24.38			25.08				
37	W195-05_80	Openable Wardrobe: 6.5' (Short Hanging, 3 Drawer With Fixed Shelf & 1 Locker For Safe)		1950	800	600	Prelam	102.44	41.13	20.28	PU Painted, Acrylic, Ceramic, Veneer, Membrane, etc.	Left Side (1950x580) (12.17 sqft.)  Right Side (1950x580) (12.17 sqft.)	16.69	External Skirting Matching With Shutters (Carcass level, 50 mm - 100 mm High)	Legs, Handles, Knobs, Hinges, Hanging Rod, Quadro Channels (Hettich V6), Telescopic Channel, Lock		CNC Cut For LED Light (Top/left/ Right)
38	W195-05_85				850			106.55	42.80	21.67			17.74				
39	W195-05_90				900			110.66	44.47	23.07			18.79				
40	W195-05_95				950			114.78	46.14	24.46			19.84				
41	W195-05_100				1000			118.89	47.81	25.86			20.88				
42	W195-05_105				1050			123.00	49.48	27.25			21.93				
43	W195-05_110				1100			127.12	51.15	28.64			22.98				
44	W195-05_115				1150			131.23	52.82	30.04			24.03				
45	W195-05_120				1200			135.34	54.49	31.43			25.08				
46	W195-06_80	Openable Wardrobe: 6.5' (Short Hanging With 1 Shelf And Rest For External Accessories)		1950	800	600	Prelam	70.65	13.54	16.09	PU Painted, Acrylic, Ceramic, Veneer, Membrane, etc.	Left Side (1950x580) (12.17 sqft.)  Right Side (1950x580) (12.17 sqft.)	16.69	External Skirting Matching With Shutters (Carcass level, 50 mm - 100 mm High)	Legs, Handles, Knobs, Hanging Rod, Hinges, Lock		CNC Cut For LED Light (Top/left/ Right)
47	W195-06_85				850			73.62	14.42	17.12			17.74				
48	W195-06_90				900			76.59	15.31	18.16			18.79				
49	W195-06_95				950			79.56	16.19	19.20			19.84				
50	W195-06_100				1000			82.54	17.08	20.23			20.88				
51	W195-06_105				1050			85.51	17.96	21.27			21.93				
52	W195-06_110				1100			88.48	18.85	22.31			22.98				
53	W195-06_115				1150			91.45	19.73	23.34			24.03				
54	W195-06_120				1200			94.42	20.62	24.38			25.08				







# WARDROBE

Sr. No.	Item Code	Item Description	Carcass Image	H (mm)	W (mm)	D (mm) With Shutter	Material Options For Carcass	Total Sq. Ft. (Carcass + Shutters + With Visible Sides)	Carcass Sq.Ft. (18mm Board; Without Visible Sides)	Carcass Sq.Ft. (8mm Board)	Material Options For Visible Sides & Shutters	Visible (Left side, Right side (mm) (Either 18mm Carcass Or Shutter Material))	Shutters (Sq.Ft.) (Without Visible Sides)	Optional Leg Styles	Optional Hardware	Final Product Image	Comments
55	W195-07_80	Openable Wardrobe: 6.5' (1 External Drawer With Short Hanging & 3 Internal Drawers With Fixed Shelf)		1950	800	600	Prelam	121.78	56.27	24.49	PU Painted, Acrylic, Ceramic, Veneer, Membrane, etc.	Left Side (1950x580) (12.17 sqft.)	16.69	External Skirting Matching With Shutters (Carcass level, 50 MM - 100 MM High)	Legs, Handles, Knobs, Hinges, Hanging Rod, Quadro Channels (Hettich V6), Telescopic Channel, Lock		CNC Cut For LED Light (Top/left/ Right)
56	W195-07_85				850			127.06	58.80	26.17			17.74				
57	W195-07_90				900			132.33	61.34	27.86			18.79				
58	W195-07_95				950			137.60	63.88	29.55			19.84				
59	W195-07_100				1000			142.88	66.42	31.23			20.88				
60	W195-07_105				1050			148.15	68.96	32.92			21.93				
61	W195-07_110				1100			153.43	71.50	34.61			22.98				
62	W195-07_115				1150			158.70	74.04	36.29			24.03				
63	W195-07_120				1200			163.97	76.58	37.98			25.08				
64	W195-08_80	Openable Wardrobe: 6.5' (2 External Drawer With Fixed Shelf)		1950	800	600	Prelam	99.08	33.54	24.50	PU Painted, Acrylic, Ceramic, Veneer, Membrane, etc.	Left Side (1950x580) (12.17 sqft.)	16.69	External Skirting Matching With Shutters (Carcass level, 50 MM - 100 MM High)	Legs, Handles, Knobs, Hinges, Quadro Channels (Hettich V6), Telescopic Channel, Lock		CNC Cut For LED Light (Top/left/ Right)
65	W195-08_85				850			103.65	35.45	26.13			17.74				
66	W195-08_90				900			108.22	37.35	27.75			18.79				
67	W195-08_95				950			112.79	39.25	29.37			19.84				
68	W195-08_100				1000			117.37	41.15	30.99			20.88				
69	W195-08_105				1050			121.94	43.06	32.61			21.93				
70	W195-08_110				1100			126.51	44.96	34.23			22.98				
71	W195-08_115				1150			131.08	46.86	35.85			24.03				
72	W195-08_120				1200			135.65	48.76	37.47			25.08				
73	W195-09_80	Openable Wardrobe: 6.5' (2 External Drawer With 1 Internal Drawer & Short Hanging With Fixed Shelf)		1950	800	600	Prelam	89.91	25.85	23.02	PU Painted, Acrylic, Ceramic, Veneer, Membrane, etc.	Left Side (1950x580) (12.17 sqft.)	16.69	External Skirting Matching With Shutters (Carcass level, 50 MM - 100 MM High)	Legs, Handles, Knobs, Hinges, Hanging Rod, Quadro Channels (Hettich V6), Telescopic Channel, Lock		CNC Cut For LED Light (Top/left/ Right)
74	W195-09_85				850			93.37	26.70	24.59			17.74				
75	W195-09_90				900			96.83	27.55	26.16			18.79				
76	W195-09_95				950			100.29	28.39	27.72			19.84				
77	W195-09_100				1000			103.76	29.24	29.29			20.88				
78	W195-09_105				1050			107.22	30.09	30.86			21.93				
79	W195-09_110				1100			110.68	30.93	32.43			22.98				
80	W195-09_115				1150			114.14	31.78	33.99			24.03				
81	W195-09_120				1200			117.61	32.63	35.56			25.08				

# WARDROBE

Sr. No.	Item Code	Item Description	Carcass Image	H (mm)	W (mm)	D (mm) With Shutter	Material Options For Carcass	Total Sq. Ft. (Carcass + Shutters + With Visible Sides)	Carcass Sq.Ft. (18mm Board; Without Visible Sides)	Carcass Sq.Ft. (8mm Board)	Material Options For Visible Sides & Shutters	Visible (Left side, Right side (mm) (Either 18mm Carcass Or Shutter Material))	Shutters (Sq.Ft.) (Without Visible Sides)	Optional Leg Styles	Optional Hardware	Final Product Image	Comments
82	W195-10_80	Openable Wardrobe: 6.5' (4 external Drawer With Short Hanging)		1950	800	600	Prelam	101.50	36.69	23.78	PU Painted, Acrylic, Ceramic, Veneer, Membrane, etc.	Left Side (1950x580) (12.17 sqft.)  Right Side (1950x580) (12.17 sqft.)	16.69	External Skirting Matching With Shutters (Carcass level, 50 MM - 100 MM High)	Legs, Handles, Knobs, Hinges, Hanging Rod, Quadro Channels (Hettich V6), Telescopic Channel, Lock		CNC Cut For LED Light (Top/left/ Right)
83	W195-10_85				850			105.81	38.33	25.40			17.74				
84	W195-10_90				900			110.12	39.97	27.02			18.79				
85	W195-10_95				950			114.43	41.61	28.64			19.84				
86	W195-10_100				1000			118.74	43.26	30.26			20.88				
87	W195-10_105				1050			123.06	44.90	31.88			21.93				
88	W195-10_110				1100			127.37	46.54	33.51			22.98				
89	W195-10_115				1150			131.68	48.18	35.13			24.03				
90	W195-10_120				1200			135.99	49.82	36.75			25.08				
91	W195-11_80	Openable Wardrobe: 6.5' (1 External Drawer, Short Hanging With 3 Internal Drawers, 2 Fixed Shelf & Locker For Safe)		1950	800	600	Prelam	113.90	48.38	24.49	PU Painted, Acrylic, Ceramic, Veneer, Membrane, etc.	Left Side (1950x580) (12.17 sqft.)  Right Side (1950x580) (12.17 sqft.)	16.69	External Skirting Matching With Shutters (Carcass level, 50 MM - 100 MM High)	Legs, Handles, Knobs, Hinges, Hanging Rod, Quadro Channels (Hettich V6), Telescopic Channel, Lock		CNC Cut For LED Light (Top/left/ Right)
92	W195-11_85				850			118.63	50.37	26.17			17.74				
93	W195-11_90				900			123.35	52.36	27.86			18.79				
94	W195-11_95				950			128.08	54.35	29.55			19.84				
95	W195-11_100				1000			132.80	56.35	31.23			20.88				
96	W195-11_105				1050			137.53	58.34	32.92			21.93				
97	W195-11_110				1100			142.25	60.33	34.61			22.98				
98	W195-11_115				1150			146.98	62.32	36.29			24.03				
99	W195-11_120				1200			151.71	64.31	37.98			25.08				
100	W195-12_110	Blind Corner Openable Wardrobe: 6.5' (Short Hanging And 2 Fixed Shelf)		1950	1100	600	Prelam	94.07	36.56	22.31	PU Painted, Acrylic, Ceramic, Veneer, Membrane, etc.	Left Side (1950x580) (12.17 sqft.)  Right Side (1950x580) (12.17 sqft.)	10.86	External Skirting Matching With Shutters (Carcass level, 50 MM - 100 MM High)	Legs, Handles, Knobs, Hanging Rod, Hinges, Lock		CNC Cut For LED Light (Top/left/ Right)
101	W195-12_115				1150			97.30	37.71	23.34			11.91				
102	W195-12_120				1200			100.53	38.86	24.38			12.96				

# WARDROBE

Sr. No.	Item Code	Item Description	Carcass Image	H (mm)	W (mm)	D (mm) With Shutter	Material Options For Carcass	Total Sq. Ft. (Carcass + Shutters + With Visible Sides)	Carcass Sq.Ft. (18mm Board; Without Visible Sides)	Carcass Sq.Ft. (8mm Board)	Material Options For Visible Sides & Shutters	Visible (Left side, Right side (mm) (Either 18mm Carcass Or Shutter Material)	Shutters (Sq.Ft.) (Without Visible Sides)	Optional Leg Styles	Optional Hardware	Final Product Image	Comments
103	W195-13_110	L-Corner Openable Wardrobe: 6.5' (Short Hanging And 2 Fixed Shelf)		1950	1100	600	Prelam	138.88	93.74	-	PU Painted, Acrylic, Ceramic, Veneer, Membrane, etc.	Left Side (1950x580) (12.17 sqft.) Right Side (1950x580) (12.17 sqft.)	20.80	External Skirting Matching With Shutters (Carcass level, 50 MM - 100 MM High)	Legs, Handles, Knobs, Hanging Rod, Hinges, Lock		CNC Cut For LED Light (Top/left/ Right)
104	W195-13_115				1150			147.76	100.52				22.90				
105	W195-13_120				1200			156.86	107.52				24.99				
106	W195-14_40	Single Shutter Openable Wardrobe: 6.5' (Long Hanging With External Drawer)		1950	400	600	Prelam	51.74	9.39	9.67	PU Painted, Acrylic, Ceramic, Veneer, Membrane, etc.	Left Side (1950x580) (12.17 sqft.) Right Side (1950x580) (12.17 sqft.)	8.34	External Skirting Matching With Shutters (Carcass level, 50 MM - 100 MM High)	Legs, Handles, Knobs, Hinges, Hanging Rod, Quadro Channels (Hettich V6), Telescopic Channel, Lock		CNC Cut For LED Light (Top/left/ Right)
107	W195-14_50				500			58.46	11.36	12.32			10.43				
108	W195-14_60				600			65.17	13.33	14.98			12.53				
109	W195-15_40	Single Shutter Openable Wardrobe: 6.5' (Short Hanging And 1 Internal Drawer With 1 Fixed Shelf)		1950	400	600	Prelam	53.47	11.80	8.98	PU Painted, Acrylic, Ceramic, Veneer, Membrane, etc.	Left Side (1950x580) (12.17 sqft.) Right Side (1950x580) (12.17 sqft.)	8.35	External Skirting Matching With Shutters (Carcass level, 50 MM - 100 MM High)	Legs, Handles, Knobs, Hinges, Hanging Rod, Quadro Channels (Hettich V6), Telescopic Channel, Lock		CNC Cut For LED Light (Top/left/ Right)
110	W195-15_50				500			60.82	14.51	11.53			10.44				
111	W195-15_60				600			68.17	17.21	14.08			12.54				







# WARDROBE

Sr. No.	Item Code	Item Description	Carcass Image	H (mm)	W (mm)	D (mm) With Shutter	Material Options For Carcass	Total Sq. Ft. (Carcass + Shutters + With Visible Sides)	Carcass Sq.Ft. (18mm Board; Without Visible Sides)	Carcass Sq.Ft. (8mm Board)	Material Options For Visible Sides & Shutters	Visible (Left side, Right side (mm) (Either 18mm Carcass Or Shutter Material)	Shutters (Sq.Ft.) (Without Visible Sides)	Optional Leg Styles	Optional Hardware	Final Product Image	Comments
112	W195-16_40	Single Shutter Openable Wardrobe: 6.5' (All Fixed Shelves)		1950	400	600	Prelam	52.63	12.15	7.79	PU Painted, Acrylic, Ceramic, Veneer, Membrane, etc.	Left Side (1950x580) (12.17 sqft.) Right Side (1950x580) (12.17 sqft.)	8.35	External Skirting Matching With Shutters (Carcass level, 50 MM - 100 MM High)	Legs, Handles, Knobs, Hinges, Lock		CNC Cut For LED Light (Top/left/ Right)
113	W195-16_50				500			60.14	15.49	9.87			10.44				
114	W195-16_60				600			67.65	18.83	11.94			12.54				
115	W195-17_80	Openable Wardrobe: 6.5' (Short Hanging With 1 Drawer And 1 Fixed Shelf)		1950	800	600	Prelam	90.60	30.37	19.20	PU Painted, Acrylic, Ceramic, Veneer, Membrane, etc.	Left Side (1950x580) (12.17 sqft.) Right Side (1950x580) (12.17 sqft.)	16.69	External Skirting Matching With Shutters (Carcass level, 50 MM - 100 MM High)	Legs, Handles, Knobs, Hinges, Hanging Rod, Quadro Channels (Hettich V6), Telescopic Channel, Lock		CNC Cut For LED Light (Top/left/ Right)
116	W195-17_85				850			94.58	32.03	20.48			17.74				
117	W195-17_90				900			98.56	33.68	21.75			18.79				
118	W195-17_95				950			102.54	35.33	23.03			19.84				
119	W195-17_100				1000			106.52	36.99	24.31			20.88				
120	W195-17_105				1050			110.50	38.64	25.59			21.93				
121	W195-17_110				1100			114.48	40.29	26.87			22.98				
122	W195-17_115				1150			118.46	41.94	28.15			24.03				
123	W195-17_120				1200			122.44	43.60	29.43			25.08				
124	W195-18_80	Openable Wardrobe: 6.5' (Short Hanging With 1 Drawer And 1 Fixed Shelf)		1950	800	600	Prelam	89.01	28.79	19.20	PU Painted, Acrylic, Ceramic, Veneer, Membrane, etc.	Left Side (1950x580) (12.17 sqft.) Right Side (1950x580) (12.17 sqft.)	16.69	External Skirting Matching With Shutters (Carcass level, 50 MM - 100 MM High)	Legs, Handles, Knobs, Hinges, Hanging Rod, Quadro Channels (Hettich V6), Telescopic Channel, Lock		CNC Cut For LED Light (Top/left/ Right)
125	W195-18_85				850			93.01	30.45	20.48			17.74				
126	W195-18_90				900			97.00	32.11	21.75			18.79				
127	W195-18_95				950			100.99	33.78	23.03			19.84				
128	W195-18_100				1000			104.98	35.44	24.31			20.88				
129	W195-18_105				1050			108.97	37.10	25.59			21.93				
130	W195-18_110				1100			112.96	38.77	26.87			22.98				
131	W195-18_115				1150			116.95	40.43	28.15			24.03				
132	W195-18_120				1200			120.94	42.09	29.43			25.08				







# WARDROBE

Sr. No.	Item Code	Item Description	Carcass Image	H (mm)	W (mm)	D (mm) With Shutter	Material Options For Carcass	Total Sq. Ft. (Carcass + Shutters + With Visible Sides)	Carcass Sq.Ft. (18mm Board; Without Visible Sides)	Carcass Sq.Ft. (8mm Board)	Material Options For Visible Sides & Shutters	Visible (Left side, Right side (mm) (Either 18mm Carcass Or Shutter Material)	Shutters (Sq.Ft.) (Without Visible Sides)	Optional Leg Styles	Optional Hardware	Final Product Image	Comments
133	W195-19_80	Openable Wardrobe: 6.5' (Short Hanging With 2 Drawer And 1 Fixed Shelf)		1950	800	600	Prelam	90.50	30.60	18.87	PU Painted, Acrylic, Ceramic, Veneer, Membrane, etc.	Left Side (1950x580) (12.17 sqft.) Right Side (1950x580) (12.17 sqft.)	16.69	External Skirting Matching With Shutters (Carcass level, 50 MM - 100 MM High)	Legs, Handles, Knobs, Hinges, Hanging Rod, Quadro Channels (Hettich V6), Telescopic Channel, Lock		CNC Cut For LED Light (Top/left/ Right)
134	W195-19_85				850			94.48	32.26	20.15			17.74				
135	W195-19_90				900			98.47	33.91	21.43			18.79				
136	W195-19_95				950			102.45	35.57	22.70			19.84				
137	W195-19_100				1000			106.43	37.22	23.98			20.88				
138	W195-19_105				1050			110.41	38.88	25.26			21.93				
139	W195-19_110				1100			114.39	40.53	26.54			22.98				
140	W195-19_115				1150			118.38	42.19	27.82			24.03				
141	W195-19_120				1200			122.36	43.84	29.10			25.08				
142	W195-20_80	Openable Wardrobe: 6.5' (Short Hanging With 5 Drawer)		1950	800	600	Prelam	117.69	48.11	28.55	PU Painted, Acrylic, Ceramic, Veneer, Membrane, etc.	Left Side (1950x580) (12.17 sqft.) Right Side (1950x580) (12.17 sqft.)	16.69	External Skirting Matching With Shutters (Carcass level, 50 MM - 100 MM High)	Legs, Handles, Knobs, Hinges, Hanging Rod, Quadro Channels (Hettich V6), Telescopic Channel, Lock		CNC Cut For LED Light (Top/left/ Right)
143	W195-20_85				850			122.82	50.16	30.58			17.74				
144	W195-20_90				900			127.95	52.21	32.61			18.79				
145	W195-20_95				950			133.08	54.25	34.65			19.84				
146	W195-20_100				1000			138.21	56.30	36.68			20.88				
147	W195-20_105				1050			143.33	58.35	38.71			21.93				
148	W195-20_110				1100			148.46	60.40	40.75			22.98				
149	W195-20_115				1150			153.59	62.44	42.78			24.03				
150	W195-20_120				1200			158.72	64.49	44.81			25.08				
151	W195-21_80	Openable Wardrobe: 6.5' (Short Hanging With 1 Drawer And 5 Accessories Drawer)		1950	800	600	Prelam	115.41	39.40	34.98	PU Painted, Acrylic, Ceramic, Veneer, Membrane, etc.	Left Side (1950x580) (12.17 sqft.) Right Side (1950x580) (12.17 sqft.)	16.69	External Skirting Matching With Shutters (Carcass level, 50 MM - 100 MM High)	Legs, Handles, Knobs, Hinges, Hanging Rod, Quadro Channels (Hettich V6), Telescopic Channel, Lock		CNC Cut For LED Light (Top/left/ Right)
152	W195-21_85				850			120.61	41.04	37.49			17.74				
153	W195-21_90				900			125.81	42.68	40.00			18.79				
154	W195-21_95				950			131.01	44.33	42.50			19.84				
155	W195-21_100				1000			136.20	45.97	45.01			20.88				
156	W195-21_105				1050			141.40	47.61	47.52			21.93				
157	W195-21_110				1100			146.60	49.25	50.03			22.98				
158	W195-21_115				1150			151.79	50.89	52.54			24.03				
159	W195-21_120				1200			156.99	52.53	55.04			25.08				







# WARDROBE

Sr. No.	Item Code	Item Description	Carcass Image	H (mm)	W (mm)	D (mm) With Shutter	Material Options For Carcass	Total Sq. Ft. (Carcass + Shutters + With Visible Sides)	Carcass Sq.Ft. (18mm Board; Without Visible Sides)	Carcass Sq.Ft. (8mm Board)	Material Options For Visible Sides & Shutters	Visible (Left side, Right side (mm) (Either 18mm Carcass Or Shutter Material)	Shutters (Sq.Ft.) (Without Visible Sides)	Optional Leg Styles	Optional Hardware	Final Product Image	Comments
160	W195-22_80	Openable Wardrobe: 6.5' (Short Hanging With 1 Drawer and 3 Accessories Drawer)		1950	800	600	Prelam	104.78	35.23	28.53	PU Painted, Acrylic, Ceramic, Veneer, Membrane, etc.	Left Side (1950x580) (12.17 sqft.) Right Side (1950x580) (12.17 sqft.)	16.69	External Skirting Matching With Shutters (Carcass level, 50 MM - 100 MM High)	Legs, Handles, Knobs, Hinges, Hanging Rod, Quadro Channels (Hettich V6), Telescopic Channel, Lock		CNC Cut For LED Light (Top/left/ Right)
161	W195-22_85				850			109.52	36.91	30.53			17.74				
162	W195-22_90				900			114.25	38.59	32.54			18.79				
163	W195-22_95				950			118.99	40.27	34.54			19.84				
164	W195-22_100				1000			123.72	41.95	36.55			20.88				
165	W195-22_105				1050			128.45	43.63	38.55			21.93				
166	W195-22_110				1100			133.19	45.31	40.56			22.98				
167	W195-22_115				1150			137.92	46.99	42.56			24.03				
168	W195-22_120				1200			142.66	48.67	44.57			25.08				
169	W195-23_80	Openable Wardrobe: 6.5' (Short Hanging With 4 Drawer)		1950	800	600	Prelam	111.86	42.30	28.53	PU Painted, Acrylic, Ceramic, Veneer, Membrane, etc.	Left Side (1950x580) (12.17 sqft.) Right Side (1950x580) (12.17 sqft.)	16.69	External Skirting Matching With Shutters (Carcass level, 50 MM - 100 MM High)	Legs, Handles, Knobs, Hinges, Hanging Rod, Quadro Channels (Hettich V6), Telescopic Channel, Lock		CNC Cut For LED Light (Top/left/ Right)
170	W195-23_85				850			116.70	44.09	30.53			17.74				
171	W195-23_90				900			121.54	45.87	32.54			18.79				
172	W195-23_95				950			126.38	47.66	34.54			19.84				
173	W195-23_100				1000			131.22	49.45	36.55			20.88				
174	W195-23_105				1050			136.06	51.23	38.55			21.93				
175	W195-23_110				1100			140.90	53.02	40.56			22.98				
176	W195-23_115				1150			145.74	54.81	42.56			24.03				
177	W195-23_120				1200			150.58	56.59	44.57			25.08				
178	W210-01_80	Openable Wardrobe: 7' (Short Hanging With 1 Drawer And 1 Fixed Shelf)		2100	800	600	Prelam	89.91	25.28	20.43	PU Painted, Acrylic, Ceramic, Veneer, Membrane, etc.	Left Side: (2100x580) (13.11 sqft.) Right Side: (2100x580) (13.11 sqft.)	17.98	External Skirting Matching With Shutters (Carcass level, 50 MM - 100 MM High)	Legs, Handles, Knobs, Hinges, Hanging Rod, Quadro Channels (Hettich V6), Telescopic Channel, Lock		CNC Cut For LED Light (Top/left/ Right)
179	W210-01_85				850			93.74	26.63	21.79			19.10				
180	W210-01_90				900			97.58	27.98	23.14			20.23				
181	W210-01_95				950			101.41	29.33	24.50			21.36				
182	W210-01_100				1000			105.25	30.69	25.85			22.49				
183	W210-01_105				1050			109.09	32.04	27.21			23.62				
184	W210-01_110				1100			112.92	33.39	28.56			24.75				
185	W210-01_115				1150			116.76	34.74	29.92			25.88				
186	W210-01_120				1200			120.59	36.09	31.28			27.01				







# WARDROBE

Sr. No.	Item Code	Item Description	Carcass Image	H (mm)	W (mm)	D (mm) With Shutter	Material Options For Carcass	Total Sq. Ft. (Carcass + Shutters + With Visible Sides)	Carcass Sq.Ft. (18mm Board; Without Visible Sides)	Carcass Sq.Ft. (8mm Board)	Material Options For Visible Sides & Shutters	Visible (Left side, Right side (mm) (Either 18mm Carcass Or Shutter Material)	Shutters (Sq.Ft.) (Without Visible Sides)	Optional Leg Styles	Optional Hardware	Final Product Image	Comments
187	W210-02_80	Openable Wardrobe: 7' (2 Short Hangings, 2 Drawers With Fixed & Adjustable Shelf)		2100	800	600	Prelam	99.74	35.41	20.13	PU Painted, Acrylic, Ceramic, Veneer, Membrane, etc.	Left Side: (2100x580) (13.11 sqft.) Right Side: (2100x580) (13.11 sqft.)	17.98	External Skirting Matching With Shutters (Carcass level, 50 MM - 100 MM High)	Legs, Handles, Knobs, Hinges, Hanging Rod, Quadro Channels (Hettich V6), Telescopic Channel, Lock		CNC Cut For LED Light (Top/left/ Right)
188	W210-02_85			850	103.71	36.89	21.49	19.10									
189	W210-02_90			900	107.67	38.37	22.85	20.23									
190	W210-02_95			950	111.64	39.85	24.20	21.36									
191	W210-02_100			1000	115.61	41.34	25.56	22.49									
192	W210-02_105			1050	119.57	42.82	26.91	23.62									
193	W210-02_110			1100	123.54	44.30	28.27	24.75									
194	W210-02_115			1150	127.50	45.78	29.62	25.88									
195	W210-02_120			1200	131.47	47.26	30.98	27.01									
196	W210-03_80	Openable Wardrobe: 7' (Short Hanging With 3 Drawer & Fixed Shelf)		2100	800	600	Prelam	106.15	40.42	21.53	PU Painted, Acrylic, Ceramic, Veneer, Membrane, etc.	Left Side: (2100x580) (13.11 sqft.) Right Side: (2100x580) (13.11 sqft.)	17.98	External Skirting Matching With Shutters (Carcass level, 50 MM - 100 MM High)	Legs, Handles, Knobs, Hinges, Hanging Rod, Quadro Channels (Hettich V6), Telescopic Channel, Lock		CNC Cut For LED Light (Top/left/ Right)
197	W210-03_85			850	110.32	41.99	23.01	19.10									
198	W210-03_90			900	114.49	43.56	24.48	20.23									
199	W210-03_95			950	118.67	45.13	25.96	21.36									
200	W210-03_100			1000	122.84	46.70	27.43	22.49									
201	W210-03_105			1050	127.02	48.27	28.91	23.62									
202	W210-03_110			1100	131.19	49.84	30.38	24.75									
203	W210-03_115			1150	135.37	51.41	31.86	25.88									
204	W210-03_120			1200	139.54	52.98	33.33	27.01									
205	W210-04_80	Openable Wardrobe: 7' (4 Fixed Shelf)		2100	800	600	Prelam	87.03	25.49	17.34	PU Painted, Acrylic, Ceramic, Veneer, Membrane, etc.	Left Side: (2100x580) (13.11 sqft.) Right Side: (2100x580) (13.11 sqft.)	17.98	External Skirting Matching With Shutters (Carcass level, 50 MM - 100 MM High)	Legs, Handles, Knobs, Hinges, Lock		CNC Cut For LED Light (Top/left/ Right)
206	W210-04_85			850	90.95	27.16	18.46	19.10									
207	W210-04_90			900	94.86	28.83	19.57	20.23									
208	W210-04_95			950	98.77	30.50	20.69	21.36									
209	W210-04_100			1000	102.69	32.17	21.81	22.49									
210	W210-04_105			1050	106.60	33.84	22.93	23.62									
211	W210-04_110			1100	110.52	35.50	24.04	24.75									
212	W210-04_115			1150	114.43	37.17	25.16	25.88									
213	W210-04_120			1200	118.35	38.84	26.28	27.01									







# WARDROBE

Sr. No.	Item Code	Item Description	Carcass Image	H (mm)	W (mm)	D (mm) With Shutter	Material Options For Carcass	Total Sq. Ft. (Carcass + Shutters + With Visible Sides)	Carcass Sq.Ft. (18mm Board; Without Visible Sides)	Carcass Sq.Ft. (8mm Board)	Material Options For Visible Sides & Shutters	Visible (Left side, Right side (mm) (Either 18mm Carcass Or Shutter Material)	Shutters (Sq.Ft.) (Without Visible Sides)	Optional Leg Styles	Optional Hardware	Final Product Image	Comments
214	W210-05_80	Openable Wardrobe: 7' (Short Hanging, 3 Drawer With Fixed Shelf & 1 Locker For Safe)		2100	800	600	Prelam	107.63	41.90	21.53	PU Painted, Acrylic, Ceramic, Veneer, Membrane, etc.	Left Side: (2100x580) (13.11 sqft.) Right Side: (2100x580) (13.11 sqft.)	17.98	External Skirting Matching With Shutters (Carcass level, 50 MM - 100 MM High)	Legs, Handles, Knobs, Hinges, Hanging Rod, Quadro Channels (Hettich V6), Telescopic Channel, Lock		CNC Cut For LED Light (Top/left/ Right)
215	W210-05_85			850	111.91	43.58	23.01	19.10									
216	W210-05_90			900	116.18	45.25	24.48	20.23									
217	W210-05_95			950	120.46	46.92	25.96	21.36									
218	W210-05_100			1000	124.73	48.59	27.43	22.49									
219	W210-05_105			1050	129.01	50.26	28.91	23.62									
220	W210-05_110			1100	133.28	51.93	30.38	24.75									
221	W210-05_115			1150	137.55	53.60	31.86	25.88									
222	W210-05_120			1200	141.83	55.27	33.33	27.01									
223	W210-06_80	Openable Wardrobe: 7' (Short Hanging With 1 Shelf And Rest For External Accessories)		2100	800	600	Prelam	75.06	13.53	17.34	PU Painted, Acrylic, Ceramic, Veneer, Membrane, etc.	Left Side: (2100x580) (13.11 sqft.) Right Side: (2100x580) (13.11 sqft.)	17.98	External Skirting Matching With Shutters (Carcass level, 50 MM - 100 MM High)	Legs, Handles, Knobs, Hanging Rod, Hinges, Lock		CNC Cut For LED Light (Top/left/ Right)
224	W210-06_85			850	78.20	14.41	18.46	19.10									
225	W210-06_90			900	81.33	15.30	19.57	20.23									
226	W210-06_95			950	84.46	16.18	20.69	21.36									
227	W210-06_100			1000	87.59	17.07	21.81	22.49									
228	W210-06_105			1050	90.72	17.96	22.93	23.62									
229	W210-06_110			1100	93.86	18.84	24.04	24.75									
230	W210-06_115			1150	96.99	19.73	25.16	25.88									
231	W210-06_120			1200	100.12	20.61	26.28	27.01									
232	W210-07_80	Openable Wardrobe: 7' (1 External Drawer With Short Hanging & 3 Internal Drawers With Fixed Shelf)		2100	800	600	Prelam	135.90	65.97	25.74	PU Painted, Acrylic, Ceramic, Veneer, Membrane, etc.	Left Side: (2100x580) (13.11 sqft.) Right Side: (2100x580) (13.11 sqft.)	17.98	External Skirting Matching With Shutters (Carcass level, 50 MM - 100 MM High)	Legs, Handles, Knobs, Hinges, Hanging Rod, Quadro Channels (Hettich V6), Telescopic Channel, Lock		CNC Cut For LED Light (Top/left/ Right)
233	W210-07_85			850	141.87	69.04	27.51	19.10									
234	W210-07_90			900	147.84	72.11	29.27	20.23									
235	W210-07_95			950	153.81	75.18	31.04	21.36									
236	W210-07_100			1000	159.77	78.25	32.81	22.49									
237	W210-07_105			1050	165.74	81.32	34.58	23.62									
238	W210-07_110			1100	171.71	84.40	36.34	24.75									
239	W210-07_115			1150	177.68	87.47	38.11	25.88									
240	W210-07_120			1200	183.65	90.54	39.88	27.01									







# WARDROBE

Sr. No.	Item Code	Item Description	Carcass Image	H (mm)	W (mm)	D (mm) With Shutter	Material Options For Carcass	Total Sq. Ft. (Carcass + Shutters + With Visible Sides)	Carcass Sq.Ft. (18mm Board; Without Visible Sides)	Carcass Sq.Ft. (8mm Board)	Material Options For Visible Sides & Shutters	Visible (Left side, Right side (mm) (Either 18mm Carcass Or Shutter Material)	Shutters (Sq.Ft.) (Without Visible Sides)	Optional Leg Styles	Optional Hardware	Final Product Image	Comments
241	W210-08_80	Openable Wardrobe: 7' (2 External Drawer With Fixed Shelf)		2100	800	600	Prelam	103.49	33.54	25.76	PU Painted, Acrylic, Ceramic, Veneer, Membrane, etc.	Left Side: (2100x580) (13.11 sqft.) Right Side: (2100x580) (13.11 sqft.)	17.98	External Skirting Matching With Shutters (Carcass level, 50 MM - 100 MM High)	Legs, Handles, Knobs, Hinges, Quadro Channels (Hettich V6), Telescopic Channel, Lock		CNC Cut For LED Light (Top/left/ Right)
242	W210-08_85				850			108.22	35.44	27.46			19.10				
243	W210-08_90				900			112.96	37.34	29.16			20.23				
244	W210-08_95				950			117.69	39.24	30.86			21.36				
245	W210-08_100				1000			122.42	41.15	32.56			22.49				
246	W210-08_105				1050			127.16	43.05	34.27			23.62				
247	W210-08_110				1100			131.89	44.95	35.97			24.75				
248	W210-08_115				1150			136.62	46.85	37.67			25.88				
249	W210-08_120				1200			141.36	48.76	39.37			27.01				
250	W210-09_80	Openable Wardrobe: 7' (2 External Drawer With 1 Internal Drawer & Short Hanging Rod With Fixed Shelf)		2100	800	600	Prelam	109.87	41.40	24.28	PU Painted, Acrylic, Ceramic, Veneer, Membrane, etc.	Left Side: (2100x580) (13.11 sqft.) Right Side: (2100x580) (13.11 sqft.)	17.98	External Skirting Matching With Shutters (Carcass level, 50 MM - 100 MM High)	Legs, Handles, Knobs, Hinges, Hanging Rod, Quadro Channels (Hettich V6), Telescopic Channel, Lock		CNC Cut For LED Light (Top/left/ Right)
251	W210-09_85				850			114.39	43.14	25.92			19.10				
252	W210-09_90				900			118.92	44.89	27.57			20.23				
253	W210-09_95				950			123.45	46.64	29.22			21.36				
254	W210-09_100				1000			127.97	48.39	30.87			22.49				
255	W210-09_105				1050			132.50	50.14	32.52			23.62				
256	W210-09_110				1100			137.02	51.89	34.16			24.75				
257	W210-09_115				1150			141.55	53.64	35.81			25.88				
258	W210-09_120				1200			146.08	55.39	37.46			27.01				
259	W210-10_80	Openable Wardrobe: 7' (4 External Drawer With Short Hanging)		2100	800	600	Prelam	105.91	36.68	25.03	PU Painted, Acrylic, Ceramic, Veneer, Membrane, etc.	Left Side: (2100x580) (13.11 sqft.) Right Side: (2100x580) (13.11 sqft.)	17.98	External Skirting Matching With Shutters (Carcass level, 50 MM - 100 MM High)	Legs, Handles, Knobs, Hinges, Hanging Rod, Quadro Channels (Hettich V6), Telescopic Channel, Lock		CNC Cut For LED Light (Top/left/ Right)
260	W210-10_85				850			110.38	38.32	26.73			19.10				
261	W210-10_90				900			114.86	39.97	28.44			20.23				
262	W210-10_95				950			119.33	41.61	30.14			21.36				
263	W210-10_100				1000			123.80	43.25	31.84			22.49				
264	W210-10_105				1050			128.27	44.89	33.54			23.62				
265	W210-10_110				1100			132.75	46.53	35.24			24.75				
266	W210-10_115				1150			137.22	48.17	36.94			25.88				
267	W210-10_120				1200			141.69	49.82	38.65			27.01				







# WARDROBE

Sr. No.	Item Code	Item Description	Carcass Image	H (mm)	W (mm)	D (mm) With Shutter	Material Options For Carcass	Total Sq. Ft. (Carcass + Shutters + With Visible Sides)	Carcass Sq.Ft. (18mm Board; Without Visible Sides)	Carcass Sq.Ft. (8mm Board)	Material Options For Visible Sides & Shutters	Visible (Left side, Right side (mm) (Either 18mm Carcass Or Shutter Material)	Shutters (Sq.Ft.) (Without Visible Sides)	Optional Leg Styles	Optional Hardware	Final Product Image	Comments
268	W210-11_80	Openable Wardrobe: 7' (1 External Drawer, Short Hanging With 3 Internal Drawers & 2 Fixed Shelf & Locker For Safe)		2100	800	600	Prelam	119.09	49.16	25.74	PU Painted, Acrylic, Ceramic, Veneer, Membrane, etc.	Left Side: (2100x580) (13.11 sqft.) Right Side: (2100x580) (13.11 sqft.)	17.98	External Skirting Matching With Shutters (Carcass level, 50 MM - 100 MM High)	Legs, Handles, Knobs, Hinges, Hanging Rod, Quadro Channels (Hettich V6), Telescopic Channel, Lock		CNC Cut For LED Light (Top/left/ Right)
269	W210-11_85				850			123.98	51.15	27.51			19.10				
270	W210-11_90				900			128.87	53.14	29.27			20.23				
271	W210-11_95				950			133.76	55.13	31.04			21.36				
272	W210-11_100				1000			138.64	57.12	32.81			22.49				
273	W210-11_105				1050			143.53	59.11	34.58			23.62				
274	W210-11_110				1100			148.42	61.10	36.34			24.75				
275	W210-11_115				1150			153.30	63.09	38.11			25.88				
276	W210-11_120				1200			158.19	65.09	39.88			27.01				
277	W210-12_110	Blind Corner Openable Wardrobe: 7' (Short Hanging And 2 Fixed Shelf)		2100	1100	600	Prelam	99.46	37.49	24.04	PU Painted, Acrylic, Ceramic, Veneer, Membrane, etc.	Left Side: (2100x580) (13.11 sqft.) Right Side: (2100x580) (13.11 sqft.)	11.70	External Skirting Matching With Shutters (Carcass level, 50 MM - 100 MM High)	Legs, Handles, Knobs, Hanging Rod, Hinges, Lock		CNC Cut For LED Light (Top/left/ Right)
278	W210-12_115				1150			102.85	38.64	25.16			12.83				
279	W210-12_120				1200			106.24	39.79	26.28			13.96				
280	W210-13_110	L-Corner Openable Wardrobe: 7' (Short Hanging And 2 Fixed Shelf)		2100	1100	600	Prelam	145.82	97.20	-	PU Painted, Acrylic, Ceramic, Veneer, Membrane, etc.	Left Side: (2100x580) (13.11 sqft.) Right Side: (2100x580) (13.11 sqft.)	22.40	External Skirting Matching With Shutters (Carcass level, 50 MM - 100 MM High)	Legs, Handles, Knobs, Hanging Rod, Hinges, Lock		CNC Cut For LED Light (Top/left/ Right)
281	W210-13_115				1150			155.02	104.14	-			24.66				
282	W210-13_120				1200			164.44	111.30	-			26.92				







# WARDROBE

Sr. No.	Item Code	Item Description	Carcass Image	H (mm)	W (mm)	D (mm) With Shutter	Material Options For Carcass	Total Sq. Ft. (Carcass + Shutters + With Visible Sides)	Carcass Sq.Ft. (18mm Board; Without Visible Sides)	Carcass Sq.Ft. (8mm Board)	Material Options For Visible Sides & Shutters	Visible (Left side, Right side (mm) (Either 18mm Carcass Or Shutter Material)	Shutters (Sq.Ft.) (Without Visible Sides)	Optional Leg Styles	Optional Hardware	Final Product Image	Comments
283	W210-14_40	Single Shutter Openable Wardrobe: 7' (Long Hanging With External Drawer)		2100	400	600	Prelam	54.86	9.38	10.27	PU Painted, Acrylic, Ceramic, Veneer, Membrane, etc.	Left Side: (2100x580) (13.11 sqft.) Right Side: (2100x580) (13.11 sqft.)	8.99	External Skirting Matching With Shutters (Carcass level, 50 MM - 100 MM High)	Legs, Handles, Knobs, Hinges, Hanging Rod, Quadro Channels (Hettich V6), Telescopic Channel, Lock		CNC Cut For LED Light (Top/left/ Right)
284	W210-14_50				500			61.90	11.34	13.09			11.25				
285	W210-14_60				600			68.94	13.31	15.91			13.50				
286	W210-15_40	Single Shutter Openable Wardrobe: 7' (Short Hanging And 1 Internal Drawer With 1 Fixed Shelf)		2100	400	600	Prelam	56.59	11.80	9.58	PU Painted, Acrylic, Ceramic, Veneer, Membrane, etc.	Left Side: (2100x580) (13.11 sqft.) Right Side: (2100x580) (13.11 sqft.)	8.99	External Skirting Matching With Shutters (Carcass level, 50 MM - 100 MM High)	Legs, Handles, Knobs, Hinges, Hanging Rod, Quadro Channels (Hettich V6), Telescopic Channel, Lock		CNC Cut For LED Light (Top/left/ Right)
287	W210-15_50				500			64.26	14.50	12.30			11.25				
288	W210-15_60				600			71.42	18.82	12.87			13.50				
289	W210-16_40	Single Shutter Openable Wardrobe: 7' (All Fixed Shelves)		2100	400	600	Prelam	55.76	12.15	8.40	PU Painted, Acrylic, Ceramic, Veneer, Membrane, etc.	Left Side: (2100x580) (13.11 sqft.) Right Side: (2100x580) (13.11 sqft.)	8.99	External Skirting Matching With Shutters (Carcass level, 50 MM - 100 MM High)	Legs, Handles, Knobs, Hinges, Lock		CNC Cut For LED Light (Top/left/ Right)
290	W210-16_50				500			63.59	15.48	10.64			11.25				
291	W210-16_60				600			71.42	18.82	12.87			13.50				







# WARDROBE

Sr. No.	Item Code	Item Description	Carcass Image	H (mm)	W (mm)	D (mm) With Shutter	Material Options For Carcass	Total Sq. Ft. (Carcass + Shutters + With Visible Sides)	Carcass Sq.Ft. (18mm Board; Without Visible Sides)	Carcass Sq.Ft. (8mm Board)	Material Options For Visible Sides & Shutters	Visible (Left side, Right side (mm) (Either 18mm Carcass Or Shutter Material)	Shutters (Sq.Ft.) (Without Visible Sides)	Optional Leg Styles	Optional Hardware	Final Product Image	Comments
292	W210-17_140	Internal Sliding Wardrobe: 7' (2 External Drawers With 1 Short & Long Hanging, 1 Internal Drawer & 3 Fixed Shelves)		2100	1400	600	Prelam	165.29	69.95	39.33	PU Painted, Acrylic, Ceramic, Veneer, Membrane, etc.	Left Side: (2100x600) (13.56 sqft.) Right Side: (2100x600) (13.56 sqft.)	28.89	Fixed Skirting	Handles, Knobs, Hanging Rod, Quadro Channels (Hettich V6), Telescopic Channel, Lock, Internal Sliding (Hettich Slideline 56, Häfele Slido F-Line18 50A)		(1) CNC Cut For LED Light (Top/left/ Right)
293	W210-17_150				1500			173.52	73.13	42.28			30.98				
294	W210-17_160				1600			181.74	76.32	45.23			33.07				
295	W210-17_170				1700			189.96	79.50	48.18			35.16				
296	W210-17_180				1800			198.19	82.68	51.13			37.25				
297	W210-18_140	Internal Sliding Wardrobe: 7' (3 Short Hanging With 2 Drawers & 4 Fixed Shelves)		2100	1400	600	Prelam	148.69	60.91	31.40	PU Painted, Acrylic, Ceramic, Veneer, Membrane, etc.	Left Side: (2100x600) (13.56 sqft.) Right Side: (2100x600) (13.56 sqft.)	29.26	Fixed Skirting	Handles, Knobs, Hanging Rod, Quadro Channels (Hettich V6), Telescopic Channel, Lock, Internal Sliding (Hettich Slideline 56, Häfele Slido F-Line18 50A)		(1) CNC Cut For LED Light (Top/left/ Right) (2) External Sliding Top Line L On Request
298	W210-18_150				1500			155.80	63.55	33.76			31.37				
299	W210-18_160				1600			162.92	66.18	36.13			33.49				
300	W210-18_170				1700			170.03	68.82	38.49			35.60				
301	W210-18_180				1800			177.15	71.45	40.86			37.71				
302	W210-18_190				1900			184.26	74.09	43.23			39.83				
303	W210-18_200				2000			191.38	76.72	45.59			41.94				
304	W210-18_210				2100			198.49	79.36	47.96			44.06				
305	W210-19_144	Internal Sliding Wardrobe: 7' (2 Short Hanging With 2 Internal Drawers And Rest Area Used For External Accessories)		2100	1440	600	Prelam	141.37	48.41	35.73	PU Painted, Acrylic, Ceramic, Veneer, Membrane, etc.	Left Side: (2100x600) (13.56 sqft.) Right Side: (2100x600) (13.56 sqft.)	30.10	Fixed Skirting	Handles, Knobs, Hanging Rod, Quadro Channels (Hettich V6), Telescopic Channel, Lock, Internal Sliding (Hettich Slideline 56, Häfele Slido F-Line18 50A)		(1) CNC Cut For LED Light (Top/left/ Right) (2) External Sliding Top Line L On Request
306	W210-19_184				1840			169.86	58.03	46.15			38.56				
307	W210-19_204				2040			184.11	62.84	51.36			42.79				

# WARDROBE

Sr. No.	Item Code	Item Description	Carcass Image	H (mm)	W (mm)	D (mm) With Shutter	Material Options For Carcass	Total Sq. Ft. (Carcass + Shutters + With Visible Sides)	Carcass Sq.Ft. (18mm Board; Without Visible Sides)	Carcass Sq.Ft. (8mm Board)	Material Options For Visible Sides & Shutters	Visible (Left side, Right side (mm) (Either 18mm Carcass Or Shutter Material)	Shutters (Sq.Ft.) (Without Visible Sides)	Optional Leg Styles	Optional Hardware	Final Product Image	Comments
308	W210-20_144	Internal Sliding Wardrobe: 7' (2 Short Hanging With 8 Internal Drawers)		2100	1440	600	Prelam	193.12	82.82	52.88	PU Painted, Acrylic, Ceramic, Veneer, Membrane, etc.	Left Side: (2100x600) (13.56 sqft.) Right Side: (2100x600) (13.56 sqft.)	30.30	Fixed Skirting	Handles, Knobs, Hanging Rod, Quadro Channels (Hettich V6), Telescopic Channel, Lock, Internal Sliding (Hettich Slideline 56, Häfele Slido F-Line18 50A)		(1) CNC Cut For LED Light (Top/left/ Right) (2) External Sliding Top Line L On Request
309	W210-20_184				1840			232.96	97.84	69.24			38.75				
310	W210-20_204				2040			252.88	105.36	77.42			42.98				
311	W210-21_144	Internal Sliding Wardrobe: 7' (2 Short Hanging With 4 Internal Drawers And Rest Area Used For External Accessories)		2100	1440	600	Prelam	161.55	62.56	41.56	PU Painted, Acrylic, Ceramic, Veneer, Membrane, etc.	Left Side: (2100x600) (13.56 sqft.) Right Side: (2100x600) (13.56 sqft.)	30.30	Fixed Skirting	Handles, Knobs, Hanging Rod, Quadro Channels (Hettich V6), Telescopic Channel, Lock, Internal Sliding (Hettich Slideline 56, Häfele Slido F-Line18 50A)		(1) CNC Cut For LED Light (Top/left/ Right) (2) External Sliding Top Line L On Request
312	W210-21_184				1840			194.53	74.66	54.00			38.75				
313	W210-21_204				2040			211.02	80.71	60.22			42.98				
314	W210-22_140	Internal Sliding Wardrobe: 7' (2 Short Hanging With 3 Internal Drawers )		2100	1400	600	Prelam	162.15	70.78	34.79	PU Painted, Acrylic, Ceramic, Veneer, Membrane, etc.	Left Side: (2100x600) (13.56 sqft.) Right Side: (2100x600) (13.56 sqft.)	29.45	Fixed Skirting	Handles, Knobs, Hanging Rod, Quadro Channels (Hettich V6), Telescopic Channel, Lock, Internal Sliding (Hettich Slideline 56, Häfele Slido F-Line18 50A)		(1) CNC Cut For LED Light (Top/left/ Right) (2) External Sliding Top Line L On Request
315	W210-22_150				1500			170.05	73.95	37.41			31.57				
316	W210-22_160				1600			177.94	77.11	40.03			33.68				
317	W210-22_170				1700			185.84	80.28	42.65			35.79				
318	W210-22_180				1800			193.73	83.44	45.26			37.91				

# WARDROBE

Sr. No.	Item Code	Item Description	Carcass Image	H (mm)	W (mm)	D (mm) With Shutter	Material Options For Carcass	Total Sq. Ft. (Carcass + Shutters + With Visible Sides)	Carcass Sq.Ft. (18mm Board; Without Visible Sides)	Carcass Sq.Ft. (8mm Board)	Material Options For Visible Sides & Shutters	Visible (Left side, Right side (mm) (Either 18mm Carcass Or Shutter Material)	Shutters (Sq.Ft.) (Without Visible Sides)	Optional Leg Styles	Optional Hardware	Final Product Image	Comments
319	W210-23_144	Internal Sliding Wardrobe: 7' (2 Short Hanging With 2 Normal Internal Drawers And 8 Accessories Drawer)			1440			195.49	79.46	58.61	PU Painted, Acrylic, Ceramic, Veneer, Membrane, etc.	Left Side: (2100x600) (13.56 sqft.) Right Side: (2100x600) (13.56 sqft.)	30.30	Fixed Skirting	Handles, Knobs, Hanging Rod, Quadro Channels (Hettich V6), Telescopic Channel, Lock, Internal Sliding (Hettich Slideline 56, Häfele Slido F-Line18 50A)		(1) CNC Cut For LED Light (Top/left/ Right) (2) External Sliding Top Line L On Request
320	W210-23_184			2100	1840	600	Prelam	236.52	93.72	76.93			38.75				
321	W210-23_204			2040				257.03	100.84	86.09			42.98				
322	W210-24_144	Internal Sliding Wardrobe: 7' (2 Short Hanging With 1 Normal Internal Drawers And 4 Accessories Drawer)			1440			165.30	61.31	46.57	PU Painted, Acrylic, Ceramic, Veneer, Membrane, etc.	Left Side: (2100x600) (13.56 sqft.) Right Side: (2100x600) (13.56 sqft.)	30.30	Fixed Skirting	Handles, Knobs, Hanging Rod, Quadro Channels (Hettich V6), Telescopic Channel, Lock, Internal Sliding (Hettich Slideline 56, Häfele Slido F-Line18 50A)		(1) CNC Cut For LED Light (Top/left/ Right) (2) External Sliding Top Line L On Request
323	W210-24_184			2100	1840	600	Prelam	199.53	73.02	60.64			38.75				
324	W210-24_204			2040				216.64	78.88	67.67			42.98				
325	W210-25_40	Low Depth Shelf (No Back)			400			20.97	20.97		PU Painted, Acrylic, Ceramic, Veneer, Membrane, etc.	-	0.00	Only Skirting	-		1.)Skirting Already Added 2.)All Panels Are Visible
326	W210-25_60			2100	600	300	Prelam	25.06	25.06	-			0.00				
327	W210-25_90			900				31.19	31.19				0.00				







# WARDROBE

Sr. No.	Item Code	Item Description	Carcass Image	H (mm)	W (mm)	D (mm) With Shutter	Material Options For Carcass	Total Sq. Ft. (Carcass + Shutters + With Visible Sides)	Carcass Sq.Ft. (18mm Board; Without Visible Sides)	Carcass Sq.Ft. (8mm Board)	Material Options For Visible Sides & Shutters	Visible (Left side, Right side (mm) (Either 18mm Carcass Or Shutter Material)	Shutters (Sq.Ft.) (Without Visible Sides)	Optional Leg Styles	Optional Hardware	Final Product Image	Comments
328	W210-26_40	Low Depth Shelf (No Back)		2100	400	300	Prelam	28.07	28.07	-	PU Painted, Acrylic, Ceramic, Veneer, Membrane, etc.	-	0.00	Only Skirting	-		1.)Skirting Already Added 2.)All Panels Are Visible
329	W210-26_60				600			31.30	31.30				0.00				
330	W210-26_90				900			36.14	36.14				0.00				
331	W210-27_80	Openable Wardrobe: 7' (Short Hanging With 1 Drawer And 1 Fixed Shelf)		2100	800	600	Prelam	95.01	30.37	20.45	PU Painted, Acrylic, Ceramic, Veneer, Membrane, etc.	Left Side: (2100x580) (13.11 sqft.) Right Side: (2100x580) (13.11 sqft.)	17.98	External Skirting Matching With Shutters (Carcass level, 50 MM - 100 MM High)	Legs, Handles, Knobs, Hinges, Hanging Rod, Quadro Channels (Hettich V6), Telescopic Channel, Lock		CNC Cut For LED Light (Top/left/ Right)
332	W210-27_85				850			99.15	32.02	21.81			19.10				
333	W210-27_90				900			103.30	33.67	23.17			20.23				
334	W210-27_95				950			107.44	35.33	24.53			21.36				
335	W210-27_100				1000			111.58	36.98	25.89			22.49				
336	W210-27_105				1050			115.72	38.63	27.25			23.62				
337	W210-27_110				1100			119.86	40.28	28.61			24.75				
338	W210-27_115				1150			124.00	41.94	29.97			25.88				
339	W210-27_120				1200			128.14	43.59	31.33			27.01				
340	W210-28_80	Openable Wardrobe: 7' (Short Hanging With 1 Drawer And 1 Fixed Shelf)		2100	800	600	Prelam	93.43	28.78	20.45	PU Painted, Acrylic, Ceramic, Veneer, Membrane, etc.	Left Side: (2100x580) (13.11 sqft.) Right Side: (2100x580) (13.11 sqft.)	17.98	External Skirting Matching With Shutters (Carcass level, 50 MM - 100 MM High)	Legs, Handles, Knobs, Hinges, Hanging Rod, Quadro Channels (Hettich V6), Telescopic Channel, Lock		CNC Cut For LED Light (Top/left/ Right)
341	W210-28_85				850			97.58	30.44	21.81			19.10				
342	W210-28_90				900			101.73	32.11	23.17			20.23				
343	W210-28_95				950			105.88	33.77	24.53			21.36				
344	W210-28_100				1000			110.03	35.43	25.89			22.49				
345	W210-28_105				1050			114.19	37.10	27.25			23.62				
346	W210-28_110				1100			118.34	38.76	28.61			24.75				
347	W210-28_115				1150			122.49	40.42	29.97			25.88				
348	W210-28_120				1200			126.64	42.09	31.33			27.01				







# WARDROBE

Sr. No.	Item Code	Item Description	Carcass Image	H (mm)	W (mm)	D (mm) With Shutter	Material Options For Carcass	Total Sq. Ft. (Carcass + Shutters + With Visible Sides)	Carcass Sq.Ft. (18mm Board; Without Visible Sides)	Carcass Sq.Ft. (8mm Board)	Material Options For Visible Sides & Shutters	Visible (Left side, Right side (mm) (Either 18mm Carcass Or Shutter Material)	Shutters (Sq.Ft.) (Without Visible Sides)	Optional Leg Styles	Optional Hardware	Final Product Image	Comments
349	W210-29_80	Openable Wardrobe: 7' (Short Hanging With 2 Drawer And 1 Fixed Shelf)		2100	800	600	Prelam	94.91	30.60	20.12	PU Painted, Acrylic, Ceramic, Veneer, Membrane, etc.	Left Side: (2100x580) (13.11 sqft.) Right Side: (2100x580) (13.11 sqft.)	17.98	External Skirting Matching With Shutters (Carcass level, 50 MM - 100 MM High)	Legs, Handles, Knobs, Hinges, Hanging Rod, Quadro Channels (Hettich V6), Telescopic Channel, Lock		CNC Cut For LED Light (Top/left/ Right)
350	W210-29_85				850			99.06	32.25	21.48			19.10				
351	W210-29_90				900			103.20	33.91	22.84			20.23				
352	W210-29_95				950			107.34	35.56	24.20			21.36				
353	W210-29_100				1000			111.49	37.22	25.56			22.49				
354	W210-29_105				1050			115.63	38.87	26.92			23.62				
355	W210-29_110				1100			119.77	40.53	28.28			24.75				
356	W210-29_115				1150			123.92	42.18	29.64			25.88				
357	W210-29_120				1200			128.06	43.83	31.00			27.01				
358	W210-30_80	Openable Wardrobe: 7' (Short Hanging With 5 Drawer)		2100	800	600	Prelam	122.10	48.11	29.80	PU Painted, Acrylic, Ceramic, Veneer, Membrane, etc.	Left Side: (2100x580) (13.11 sqft.) Right Side: (2100x580) (13.11 sqft.)	17.98	External Skirting Matching With Shutters (Carcass level, 50 MM - 100 MM High)	Legs, Handles, Knobs, Hinges, Hanging Rod, Quadro Channels (Hettich V6), Telescopic Channel, Lock		CNC Cut For LED Light (Top/left/ Right)
359	W210-30_85				850			127.39	50.15	31.92			19.10				
360	W210-30_90				900			132.68	52.20	34.03			20.23				
361	W210-30_95				950			137.97	54.25	36.14			21.36				
362	W210-30_100				1000			143.26	56.29	38.26			22.49				
363	W210-30_105				1050			148.55	58.34	40.37			23.62				
364	W210-30_110				1100			153.84	60.39	42.48			24.75				
365	W210-30_115				1150			159.13	62.44	44.60			25.88				
366	W210-30_120				1200			164.42	64.48	46.71			27.01				
367	W210-31_80	Openable Wardrobe: 7' (Short Hanging With 1 Drawer And 5 Accessories Drawer)		2100	800	600	Prelam	119.83	39.40	36.23	PU Painted, Acrylic, Ceramic, Veneer, Membrane, etc.	Left Side: (2100x580) (13.11 sqft.) Right Side: (2100x580) (13.11 sqft.)	17.98	External Skirting Matching With Shutters (Carcass level, 50 MM - 100 MM High)	Legs, Handles, Knobs, Hinges, Hanging Rod, Quadro Channels (Hettich V6), Telescopic Channel, Lock		CNC Cut For LED Light (Top/left/ Right)
368	W210-31_85				850			125.18	41.04	38.82			19.10				
369	W210-31_90				900			130.54	42.68	41.41			20.23				
370	W210-31_95				950			135.90	44.32	44.00			21.36				
371	W210-31_100				1000			141.26	45.96	46.59			22.49				
372	W210-31_105				1050			146.62	47.60	49.18			23.62				
373	W210-31_110				1100			151.98	49.24	51.77			24.75				
374	W210-31_115				1150			157.34	50.88	54.35			25.88				
375	W210-31_120				1200			162.69	52.52	56.94			27.01				







# WARDROBE

Sr. No.	Item Code	Item Description	Carcass Image	H (mm)	W (mm)	D (mm) With Shutter	Material Options For Carcass	Total Sq. Ft. (Carcass + Shutters + With Visible Sides)	Carcass Sq.Ft. (18mm Board; Without Visible Sides)	Carcass Sq.Ft. (8mm Board)	Material Options For Visible Sides & Shutters	Visible (Left side, Right side (mm) (Either 18mm Carcass Or Shutter Material)	Shutters (Sq.Ft.) (Without Visible Sides)	Optional Leg Styles	Optional Hardware	Final Product Image	Comments
376	W210-32_80	Openable Wardrobe: 7' (Short Hanging With 1 Drawer And 3 Accessories Drawer)		2100	800	600	Prelam	109.20	35.22	29.78	PU Painted, Acrylic, Ceramic, Veneer, Membrane, etc.	Left Side: (2100x580) (13.11 sqft.) Right Side: (2100x580) (13.11 sqft.)	17.98	External Skirting Matching With Shutters (Carcass level, 50 MM - 100 MM High)	Legs, Handles, Knobs, Hinges, Hanging Rod, Quadro Channels (Hettich V6), Telescopic Channel, Lock		CNC Cut For LED Light (Top/left/ Right)
377	W210-32_85				850			114.09	36.90	31.87			19.10				
378	W210-32_90				900			118.99	38.58	33.95			20.23				
379	W210-32_95				950			123.88	40.26	36.04			21.36				
380	W210-32_100				1000			128.78	41.94	38.12			22.49				
381	W210-32_105				1050			133.67	43.62	40.21			23.62				
382	W210-32_110				1100			138.57	45.30	42.30			24.75				
383	W210-32_115				1150			143.46	46.98	44.38			25.88				
384	W210-32_120				1200			148.36	48.66	46.47			27.01				
385	W210-33_80	Openable Wardrobe: 7' (Short Hanging With 4 Drawer)		2100	800	600	Prelam	116.27	42.30	29.78	PU Painted, Acrylic, Ceramic, Veneer, Membrane, etc.	Left Side: (2100x580) (13.11 sqft.) Right Side: (2100x580) (13.11 sqft.)	17.98	External Skirting Matching With Shutters (Carcass level, 50 MM - 100 MM High)	Legs, Handles, Knobs, Hinges, Hanging Rod, Quadro Channels (Hettich V6), Telescopic Channel, Lock		CNC Cut For LED Light (Top/left/ Right)
386	W210-33_85				850			121.27	44.08	31.87			19.10				
387	W210-33_90				900			126.27	45.87	33.95			20.23				
388	W210-33_95				950			131.27	47.65	36.04			21.36				
389	W210-33_100				1000			136.28	49.44	38.12			22.49				
390	W210-33_105				1050			141.28	51.23	40.21			23.62				
391	W210-33_110				1100			146.28	53.01	42.30			24.75				
392	W210-33_115				1150			151.28	54.80	44.38			25.88				
393	W210-33_120				1200			156.28	56.58	46.47			27.01				
394	W210-34_100	Openable Wardrobe: 7' (Short Hanging With 2 Drawer And 2 Hidden Drawer)		2100	1000	600	Prelam	120.68	46.36	25.61	PU Painted, Acrylic, Ceramic, Veneer, Membrane, etc.	Left Side: (2100x580) (13.11 sqft.) Right Side: (2100x580) (13.11 sqft.)	22.49	External Skirting Matching With Shutters (Carcass level, 50 MM - 100 MM High)	Legs, Handles, Knobs, Hinges, Hanging Rod, Quadro Channels (Hettich V6), Telescopic Channel, Lock (For Hidden Drawer - Telescopic Channel)		CNC Cut For LED Light (Top/left/ Right)
395	W210-34_105				1050			124.71	47.89	26.97			23.62				
396	W210-34_110				1100			128.73	49.43	28.33			24.75				
397	W210-34_115				1150			132.76	50.96	29.70			25.88				
398	W210-34_120				1200			136.78	52.49	31.06			27.01				







# WARDROBE

Sr. No.	Item Code	Item Description	Carcass Image	H (mm)	W (mm)	D (mm) With Shutter	Material Options For Carcass	Total Sq. Ft. (Carcass + Shutters + With Visible Sides)	Carcass Sq.Ft. (18mm Board; Without Visible Sides)	Carcass Sq.Ft. (8mm Board)	Material Options For Visible Sides & Shutters	Visible (Left side, Right side (mm) (Either 18mm Carcass Or Shutter Material)	Shutters (Sq.Ft.) (Without Visible Sides)	Optional Leg Styles	Optional Hardware	Final Product Image	Comments
399	W210-35_80	Openable Wardrobe: 7' (Short Hanging With 1 Drawer And 1 Hidden Drawer)		2100	800	600	Prelam	101.31	36.63	20.49	PU Painted, Acrylic, Ceramic, Veneer, Membrane, etc.	Left Side: (2100x580) (13.11 sqft.) Right Side: (2100x580) (13.11 sqft.)	17.98	External Skirting Matching With Shutters (Carcass level, 50 MM - 100 MM High)	Legs, Handles, Knobs, Hinges, Hanging Rod, Quadro Channels (Hettich V6), Telescopic Channel, Lock (For Hidden Drawer - Telescopic Channel)		CNC Cut For LED Light (Top/left/ Right)
400	W210-35_85				850			105.29	38.11	21.85			19.10				
401	W210-35_90				900			109.26	39.59	23.22			20.23				
402	W210-35_95				950			113.24	41.07	24.58			21.36				
403	W210-35_100				1000			117.21	42.55	25.94			22.49				
404	W210-35_105				1050			121.18	44.04	27.31			23.62				
405	W210-35_110				1100			125.16	45.52	28.67			24.75				
406	W210-35_115				1150			129.13	47.00	30.03			25.88				
407	W210-35_120				1200			133.11	48.48	31.39			27.01				
408	W210-36_80	Openable Wardrobe: 7' (Short Hanging With 3 Drawer And 1 Hidden Drawer)		2100	800	600	Prelam	119.97	48.98	26.79	PU Painted, Acrylic, Ceramic, Veneer, Membrane, etc.	Left Side: (2100x580) (13.11 sqft.) Right Side: (2100x580) (13.11 sqft.)	17.98	External Skirting Matching With Shutters (Carcass level, 50 MM - 100 MM High)	Legs, Handles, Knobs, Hinges, Hanging Rod, Quadro Channels (Hettich V6), Telescopic Channel, Lock (For Hidden Drawer - Telescopic Channel)		CNC Cut For LED Light (Top/left/ Right)
409	W210-36_85				850			124.45	50.48	28.65			19.10				
410	W210-36_90				900			128.93	51.98	30.50			20.23				
411	W210-36_95				950			133.41	53.48	32.35			21.36				
412	W210-36_100				1000			137.90	54.98	34.21			22.49				
413	W210-36_105				1050			142.38	56.48	36.06			23.62				
414	W210-36_110				1100			146.86	57.97	37.92			24.75				
415	W210-36_115				1150			151.34	59.47	39.77			25.88				
416	W210-36_120				1200			155.82	60.97	41.62			27.01				
417	W240-01_80	Openable Wardrobe: 8' (Short Hanging With 1 Drawer And 1 Fixed Shelf)		2400	800	600	Prelam	102.70	29.26	22.94	PU Painted, Acrylic, Ceramic, Veneer, Membrane, etc.	Left Side: (2400x580) (14.98 sqft.) Right Side: (2400x580) (14.98 sqft.)	20.55	External Skirting Matching With Shutters (Carcass level, 50 MM - 100 MM High)	Legs, Handles, Knobs, Hinges, Hanging Rod, Quadro Channels (Hettich V6), Telescopic Channel, Lock		CNC Cut For LED Light (Top/left/ Right)
418	W240-01_85				850			107.12	30.87	24.45			21.84				
419	W240-01_90				900			111.54	32.48	25.97			23.13				
420	W240-01_95				950			115.96	34.09	27.49			24.42				
421	W240-01_100				1000			120.38	35.70	29.00			25.71				
422	W240-01_105				1050			124.80	37.32	30.52			27.00				
423	W240-01_110				1100			129.21	38.93	32.04			28.29				
424	W240-01_115				1150			133.63	40.54	33.56			29.58				
425	W240-01_120				1200			138.05	42.15	35.07			30.87				







# WARDROBE

Sr. No.	Item Code	Item Description	Carcass Image	H (mm)	W (mm)	D (mm) With Shutter	Material Options For Carcass	Total Sq. Ft. (Carcass + Shutters + With Visible Sides)	Carcass Sq.Ft. (18mm Board; Without Visible Sides)	Carcass Sq.Ft. (8mm Board)	Material Options For Visible Sides & Shutters	Visible (Left side, Right side (mm) (Either 18mm Carcass Or Shutter Material)	Shutters (Sq.Ft.) (Without Visible Sides)	Optional Leg Styles	Optional Hardware	Final Product Image	Comments
426	W240-02_80	Openable Wardrobe: 8' (2 Short Hangings, 2 Drawers With Fixed & Adjustable Shelf)		2400	800	600	Prelam	112.52	39.38	22.64	PU Painted, Acrylic, Ceramic, Veneer, Membrane, etc.	Left Side: (2400x580) (14.98 sqft.) Right Side: (2400x580) (14.98 sqft.)	20.55	External Skirting Matching With Shutters (Carcass level, 50 MM - 100 MM High)	Legs, Handles, Knobs, Hinges, Hanging Rod, Quadro Channels (Hettich V6), Telescopic Channel, Lock		CNC Cut For LED Light (Top/left/ Right)
427	W240-02_85				850			117.07	41.12	24.16			21.84				
428	W240-02_90				900			121.62	42.86	25.67			23.13				
429	W240-02_95				950			126.17	44.60	27.19			24.42				
430	W240-02_100				1000			130.72	46.35	28.71			25.71				
431	W240-02_105				1050			135.27	48.09	30.23			27.00				
432	W240-02_110				1100			139.82	49.83	31.74			28.29				
433	W240-02_115				1150			144.37	51.57	33.26			29.58				
434	W240-02_120				1200			148.92	53.32	34.78			30.87				
435	W240-03_80	Openable Wardrobe: 8' (Short Hanging With 3 Drawer & 4 Fixed Shelf)		2400	800	600	Prelam	138.29	63.75	24.04	PU Painted, Acrylic, Ceramic, Veneer, Membrane, etc.	Left Side: (2400x580) (14.98 sqft.) Right Side: (2400x580) (14.98 sqft.)	20.55	External Skirting Matching With Shutters (Carcass level, 50 MM - 100 MM High)	Legs, Handles, Knobs, Hinges, Hanging Rod, Quadro Channels (Hettich V6), Telescopic Channel, Lock		CNC Cut For LED Light (Top/left/ Right)
436	W240-03_85				850			144.29	66.82	25.67			21.84				
437	W240-03_90				900			150.29	69.89	27.31			23.13				
438	W240-03_95				950			156.28	72.96	28.95			24.42				
439	W240-03_100				1000			162.28	76.03	30.58			25.71				
440	W240-03_105				1050			168.28	79.10	32.22			27.00				
441	W240-03_110				1100			174.27	82.17	33.86			28.29				
442	W240-03_115				1150			180.27	85.24	35.49			29.58				
443	W240-03_120				1200			186.27	88.31	37.13			30.87				
444	W240-04_80	Openable Wardrobe: 8' (5 Fixed Shelf)		2400	800	600	Prelam	99.84	29.49	19.85	PU Painted, Acrylic, Ceramic, Veneer, Membrane, etc.	Left Side: (2400x580) (14.98 sqft.) Right Side: (2400x580) (14.98 sqft.)	20.55	External Skirting Matching With Shutters (Carcass level, 50 MM - 100 MM High)	Legs, Handles, Knobs, Hinges, Lock		CNC Cut For LED Light (Top/left/ Right)
445	W240-04_85				850			104.34	31.42	21.12			21.84				
446	W240-04_90				900			108.84	33.35	22.40			23.13				
447	W240-04_95				950			113.34	35.28	23.68			24.42				
448	W240-04_100				1000			117.84	37.21	24.96			25.71				
449	W240-04_105				1050			122.33	39.14	26.24			27.00				
450	W240-04_110				1100			126.83	41.07	27.52			28.29				
451	W240-04_115				1150			131.33	42.99	28.80			29.58				
452	W240-04_120				1200			135.83	44.92	30.08			30.87				







# WARDROBE

Sr. No.	Item Code	Item Description	Carcass Image	H (mm)	W (mm)	D (mm) With Shutter	Material Options For Carcass	Total Sq. Ft. (Carcass + Shutters + With Visible Sides)	Carcass Sq.Ft. (18mm Board; Without Visible Sides)	Carcass Sq.Ft. (8mm Board)	Material Options For Visible Sides & Shutters	Visible (Left side, Right side (mm) (Either 18mm Carcass Or Shutter Material)	Shutters (Sq.Ft.) (Without Visible Sides)	Optional Leg Styles	Optional Hardware	Final Product Image	Comments
453	W240-05_80	Openable Wardrobe: 8' (Short Hanging, 3 Drawer With Fixed Shelf & 1 Locker For Safe)		2400	800	600	Prelam	120.54	45.99	24.04	PU Painted, Acrylic, Ceramic, Veneer, Membrane, etc.	Left Side: (2400x580) (14.98 sqft.) Right Side: (2400x580) (14.98 sqft.)	20.55	External Skirting Matching With Shutters (Carcass level, 50 MM - 100 MM High)	Legs, Handles, Knobs, Hinges, Hanging Rod, Quadro Channels (Hettich V6), Telescopic Channel, Lock		CNC Cut For LED Light (Top/left/ Right)
454	W240-05_85			850	125.40	47.92	25.67	21.84									
455	W240-05_90			900	130.25	49.86	27.31	23.13									
456	W240-05_95			950	135.11	51.79	28.95	24.42									
457	W240-05_100			1000	139.97	53.72	30.58	25.71									
458	W240-05_105			1050	144.83	55.65	32.22	27.00									
459	W240-05_110			1100	149.69	57.58	33.86	28.29									
460	W240-05_115			1150	154.55	59.51	35.49	29.58									
461	W240-05_120			1200	159.41	61.45	37.13	30.87									
462	W240-06_80	Openable Wardrobe: 8' (Short Hanging With 1 Shelf And Rest For External Accessories )		2400	800	600	Prelam	87.88	17.52	19.85	PU Painted, Acrylic, Ceramic, Veneer, Membrane, etc.	Left Side: (2400x580) (14.98 sqft.) Right Side: (2400x580) (14.98 sqft.)	20.55	External Skirting Matching With Shutters (Carcass level, 50 MM - 100 MM High)	Legs, Handles, Hanging Rod, Knobs, Hinges, Lock		CNC Cut For LED Light (Top/left/ Right)
463	W240-06_85			850	91.59	18.67	21.12	21.84									
464	W240-06_90			900	95.31	19.82	22.40	23.13									
465	W240-06_95			950	99.02	20.96	23.68	24.42									
466	W240-06_100			1000	102.74	22.11	24.96	25.71									
467	W240-06_105			1050	106.45	23.25	26.24	27.00									
468	W240-06_110			1100	110.17	24.40	27.52	28.29									
469	W240-06_115			1150	113.89	25.55	28.80	29.58									
470	W240-06_120			1200	117.60	26.69	30.08	30.87									
471	W240-07_80	Openable Wardrobe: 8' (1 External Drawer With Short Hanging & 3 Internal Drawers With 4 Fixed Shelf)		2400	800	600	Prelam	132.84	54.09	28.25	PU Painted, Acrylic, Ceramic, Veneer, Membrane, etc.	Left Side: (2400x580) (14.98 sqft.) Right Side: (2400x580) (14.98 sqft.)	20.55	External Skirting Matching With Shutters (Carcass level, 50 MM - 100 MM High)	Legs, Handles, Knobs, Hinges, Hanging Rod, Quadro Channels (Hettich V6), Telescopic Channel, Lock		CNC Cut For LED Light (Top/left/ Right)
472	W240-07_85			850	138.28	56.31	30.17	21.84									
473	W240-07_90			900	143.71	58.52	32.10	23.13									
474	W240-07_95			950	149.15	60.74	34.03	24.42									
475	W240-07_100			1000	154.58	62.95	35.96	25.71									
476	W240-07_105			1050	160.02	65.17	37.89	27.00									
477	W240-07_110			1100	165.45	67.38	39.82	28.29									
478	W240-07_115			1150	170.89	69.60	41.75	29.58									
479	W240-07_120			1200	176.32	71.82	43.67	30.87									







# WARDROBE

Sr. No.	Item Code	Item Description	Carcass Image	H (mm)	W (mm)	D (mm) With Shutter	Material Options For Carcass	Total Sq. Ft. (Carcass + Shutters + With Visible Sides)	Carcass Sq.Ft. (18mm Board; Without Visible Sides)	Carcass Sq.Ft. (8mm Board)	Material Options For Visible Sides & Shutters	Visible (Left side, Right side (mm) (Either 18mm Carcass Or Shutter Material)	Shutters (Sq.Ft.) (Without Visible Sides)	Optional Leg Styles	Optional Hardware	Final Product Image	Comments
480	W240-08_80	Openable Wardrobe: 8' (2 External Drawer With 4 Fixed Shelf)		2400	800	600	Prelam	116.30	37.53	28.26	PU Painted, Acrylic, Ceramic, Veneer, Membrane, etc.	Left Side: (2400x580) (14.98 sqft.) Right Side: (2400x580) (14.98 sqft.)	20.55	External Skirting Matching With Shutters (Carcass level, 50 MM - 100 MM High)	Legs, Handles, Knobs, Hinges, Quadro Channels (Hettich V6), Telescopic Channel, Lock		CNC Cut For LED Light (Top/left/ Right)
481	W240-08_85				850			121.62	39.69	30.13			21.84				
482	W240-08_90				900			126.94	41.86	31.99			23.13				
483	W240-08_95				950			132.25	44.02	33.85			24.42				
484	W240-08_100				1000			137.57	46.19	35.72			25.71				
485	W240-08_105				1050			142.89	48.35	37.58			27.00				
486	W240-08_110				1100			148.20	50.51	39.44			28.29				
487	W240-08_115				1150			153.52	52.68	41.31			29.58				
488	W240-08_120				1200			158.84	54.84	43.17			30.87				
489	W240-09_80	Openable Wardrobe: 8' (2 External Drawer With 1 Internal Drawer & Short Hanging With Fixed Shelf)		2400	800	600	Prelam	122.70	45.41	26.78	PU Painted, Acrylic, Ceramic, Veneer, Membrane, etc.	Left Side: (2400x580) (14.98 sqft.) Right Side: (2400x580) (14.98 sqft.)	20.55	External Skirting Matching With Shutters (Carcass level, 50 MM - 100 MM High)	Legs, Handles, Knobs, Hinges, Hanging Rod, Quadro Channels (Hettich V6), Telescopic Channel, Lock		CNC Cut For LED Light (Top/left/ Right)
490	W240-09_85				850			127.81	47.42	28.59			21.84				
491	W240-09_90				900			132.92	49.43	30.40			23.13				
492	W240-09_95				950			138.03	51.44	32.21			24.42				
493	W240-09_100				1000			143.14	53.45	34.02			25.71				
494	W240-09_105				1050			148.25	55.46	35.83			27.00				
495	W240-09_110				1100			153.36	57.47	37.64			28.29				
496	W240-09_115				1150			158.47	59.48	39.45			29.58				
497	W240-09_120				1200			163.58	61.49	41.26			30.87				
498	W240-10_80	Openable Wardrobe: 8' (4 External Drawer With Short Hanging)		2400	800	600	Prelam	114.82	36.77	27.54	PU Painted, Acrylic, Ceramic, Veneer, Membrane, etc.	Left Side: (2400x580) (14.98 sqft.) Right Side: (2400x580) (14.98 sqft.)	20.55	External Skirting Matching With Shutters (Carcass level, 50 MM - 100 MM High)	Legs, Handles, Knobs, Hinges, Hanging Rod, Quadro Channels (Hettich V6), Telescopic Channel, Lock		CNC Cut For LED Light (Top/left/ Right)
499	W240-10_85				850			119.61	38.42	29.40			21.84				
500	W240-10_90				900			124.41	40.06	31.26			23.13				
501	W240-10_95				950			129.21	41.70	33.13			24.42				
502	W240-10_100				1000			134.00	43.34	34.99			25.71				
503	W240-10_105				1050			138.80	44.98	36.85			27.00				
504	W240-10_110				1100			143.59	46.62	38.72			28.29				
505	W240-10_115				1150			148.39	48.27	40.58			29.58				
506	W240-10_120				1200			153.18	49.91	42.44			30.87				







# WARDROBE

Sr. No.	Item Code	Item Description	Carcass Image	H (mm)	W (mm)	D (mm) With Shutter	Material Options For Carcass	Total Sq. Ft. (Carcass + Shutters + With Visible Sides)	Carcass Sq.Ft. (18mm Board; Without Visible Sides)	Carcass Sq.Ft. (8mm Board)	Material Options For Visible Sides & Shutters	Visible (Left side, Right side (mm) (Either 18mm Carcass Or Shutter Material)	Shutters (Sq.Ft.) (Without Visible Sides)	Optional Leg Styles	Optional Hardware	Final Product Image	Comments
507	W240-11_80	Openable Wardrobe: 8' (1 External Drawer, Short Hanging With 3 Internal Drawers & 2 Fixed Shelf, Locker For Safe)		2400	800	600	Prelam	133.38	54.62	28.25	PU Painted, Acrylic, Ceramic, Veneer, Membrane, etc.	Left Side: (2400x580) (14.98 sqft.) Right Side: (2400x580) (14.98 sqft.)	20.55	External Skirting Matching With Shutters (Carcass level, 50 MM - 100 MM High)	Legs, Handles, Knobs, Hinges, Hanging Rod, Quadro Channels (Hettich V6), Telescopic Channel, Lock		CNC Cut For LED Light (Top/left/ Right)
508	W240-11_85				850			138.85	56.88	30.17			21.84				
509	W240-11_90				900			144.32	59.13	32.10			23.13				
510	W240-11_95				950			149.79	61.38	34.03			24.42				
511	W240-11_100				1000			155.26	63.63	35.96			25.71				
512	W240-11_105				1050			160.73	65.88	37.89			27.00				
513	W240-11_110				1100			166.20	68.14	39.82			28.29				
514	W240-11_115				1150			171.68	70.39	41.75			29.58				
515	W240-11_120				1200			177.15	72.64	43.67			30.87				
516	W240-12_110	Blind Corner Openable Wardrobe: 8' (Short Hanging And 2 Fixed Shelf)		2400	1100	600	Prelam	110.22	39.37	27.52	PU Painted, Acrylic, Ceramic, Veneer, Membrane, etc.	Left Side: (2400x580) (14.98 sqft.) Right Side: (2400x580) (14.98 sqft.)	13.37	External Skirting Matching With Shutters (Carcass level, 50 MM - 100 MM High)	Legs, Handles, Hanging Rod, Knobs, Hinges, Lock		CNC Cut For LED Light (Top/left/ Right)
517	W240-12_115				1150			113.94	40.52	28.80			14.66				
518	W240-12_120				1200			117.65	41.66	30.08			15.95				
519	W240-13_110	L-Corner Openable Wardrobe: 8' (Short Hanging And 2 Fixed Shelf)		2400	1100	600	Prelam	171.85	116.28	-	PU Painted, Acrylic, Ceramic, Veneer, Membrane, etc.	Left Side: (2400x580) (14.98 sqft.) Right Side: (2400x580) (14.98 sqft.)	25.61	External Skirting Matching With Shutters (Carcass level, 50 MM - 100 MM High)	Legs, Handles, Hanging Rod, Knobs, Hinges, Lock		CNC Cut For LED Light (Top/left/ Right)
520	W240-13_115				1150			182.87	124.72	-			28.19				
521	W240-13_120				1200			194.16	133.43	-			30.77				







# WARDROBE

Sr. No.	Item Code	Item Description	Carcass Image	H (mm)	W (mm)	D (mm) With Shutter	Material Options For Carcass	Total Sq. Ft. (Carcass + Shutters + With Visible Sides)	Carcass Sq.Ft. (18mm Board; Without Visible Sides)	Carcass Sq.Ft. (8mm Board)	Material Options For Visible Sides & Shutters	Visible (Left side, Right side (mm) (Either 18mm Carcass Or Shutter Material)	Shutters (Sq.Ft.) (Without Visible Sides)	Optional Leg Styles	Optional Hardware	Final Product Image	Comments
522	W240-14_40	Single Shutter Openable Wardrobe: 8' (Long Hanging with External Drawer)		2400	400	600	Prelam	63.00	11.28	11.49	PU Painted, Acrylic, Ceramic, Veneer, Membrane, etc.	Left Side: (2400x580) (14.98 sqft.) Right Side: (2400x580) (14.98 sqft.)	10.27	External Skirting Matching With Shutters (Carcass level, 50 MM - 100 MM High)	Legs, Handles, Knobs, Hinges, Hanging Rod, Quadro Channels (Hettich V6), Telescopic Channel, Lock		CNC Cut For LED Light (Top/left/ Right)
523	W240-14_50				500			71.21	13.77	14.63			12.85				
524	W240-14_60				600			79.42	16.26	17.77			15.44				
525	W240-15_40	Single Shutter Openable Wardrobe: 8' (Short Hanging And 1 Internal Drawer With 1 Fixed Shelf)		2400	400	600	Prelam	64.74	13.70	10.80	PU Painted, Acrylic, Ceramic, Veneer, Membrane, etc.	Left Side: (2400x580) (14.98 sqft.) Right Side: (2400x580) (14.98 sqft.)	10.27	External Skirting Matching With Shutters (Carcass level, 50 MM - 100 MM High)	Legs, Handles, Knobs, Hinges, Hanging Rod, Quadro Channels (Hettich V6), Telescopic Channel, Lock		CNC Cut For LED Light (Top/left/ Right)
526	W240-15_50				500			73.58	16.93	13.83			12.85				
527	W240-15_60				600			82.42	20.16	16.87			15.44				
528	W240-16_40	Single Shutter Openable Wardrobe: 8' (All Fixed Shelves)		2400	400	600	Prelam	63.90	14.05	9.62	PU Painted, Acrylic, Ceramic, Veneer, Membrane, etc.	Left Side: (2400x580) (14.98 sqft.) Right Side: (2400x580) (14.98 sqft.)	10.27	External Skirting Matching With Shutters (Carcass level, 50 MM - 100 MM High)	Legs, Handles, Knobs, Hinges, Hanging Rod, Quadro Channels (Hettich V6), Telescopic Channel, Lock		CNC Cut For LED Light (Top/left/ Right)
529	W240-16_50				500			72.90	17.91	12.17			12.85				
530	W240-16_60				600			81.90	21.77	14.73			15.44				





# WARDROBE

Sr. No.	Item Code	Item Description	Carcass Image	H (mm)	W (mm)	D (mm) With Shutter	Material Options For Carcass	Total Sq. Ft. (Carcass + Shutters + With Visible Sides)	Carcass Sq.Ft. (18mm Board; Without Visible Sides)	Carcass Sq.Ft. (8mm Board)	Material Options For Visible Sides & Shutters	Visible (Left side, Right side (mm) (Either 18mm Carcass Or Shutter Material)	Shutters (Sq.Ft.) (Without Visible Sides)	Optional Leg Styles	Optional Hardware	Final Product Image	Comments
531	W240-17_140	Internal Sliding Wardrobe: 8' (2 External Drawers With 1 Short & Long Hanging, 1 internal Drawer & 3 Fixed Shelves)		2400	1400	600	Prelam	182.88	79.19	39.33	PU Painted, Acrylic, Ceramic, Veneer, Membrane, etc.	Left Side (2400x600) (15.5 sqft.) Right Side (2400x600) (15.5 sqft.)	33.36	Fixed Skirting	Handles, Knobs, Hanging Rod, Quadro Channels (Hettich V6), Telescopic Channel, Lock, Internal Sliding (Hettich Slideline 56, Häfele Slido F-Line18 50A)		(1) CNC Cut For LED Light (Top/left/ Right)
532	W240-17_150				1500			191.97	82.91	42.28			35.77				
533	W240-17_160				1600			201.06	86.64	45.23			38.19				
534	W240-17_170				1700			210.15	90.36	48.18			40.60				
535	W240-17_180				1800			219.24	94.09	51.13			43.01				
536	W240-18_140	Internal Sliding Wardrobe: 8' (3 Short Hangings With 2 Drawers & 4 Fixed Shelves)		2400	1400	600	Prelam	197.67	101.54	31.40	PU Painted, Acrylic, Ceramic, Veneer, Membrane, etc.	Left Side (2400x600) (15.5 sqft.) Right Side (2400x600) (15.5 sqft.)	33.73	Fixed Skirting	Handles, Knobs, Hanging Rod, Quadro Channels (Hettich V6), Telescopic Channel, Lock, Internal Sliding (Hettich Slideline 56, Häfele Slido F-Line18 50A)		(1) CNC Cut For LED Light (Top/left/ Right) (2) External Sliding Top Line L On Request
537	W240-18_150				1500			208.02	107.09	33.76			36.16				
538	W240-18_160				1600			218.36	112.63	36.13			38.60				
539	W240-18_170				1700			228.71	118.18	38.49			41.04				
540	W240-18_180				1800			239.06	123.72	40.86			43.48				
541	W240-18_190				1900			249.41	129.27	43.23			45.91				
542	W240-18_200				2000			259.75	134.81	45.59			48.35				
543	W240-18_210				2100			270.10	140.36	47.96			50.79				
544	W240-19_144	Internal Sliding Wardrobe: 8' (2 Short Hanging With 2 Internal Drawers And Rest Area Used For External Accessories)		2400	1440	600	Prelam	159.00	57.57	35.73	PU Painted, Acrylic, Ceramic, Veneer, Membrane, etc.	Left Side (2400x600) (15.5 sqft.) Right Side (2400x600) (15.5 sqft.)	34.70	Fixed Skirting	Handles, Knobs, Hanging Rod, Quadro Channels (Hettich V6), Telescopic Channel, Lock, Internal Sliding (Hettich Slideline 56, Häfele Slido F-Line18 50A)		(1) CNC Cut For LED Light (Top/left/ Right) (2) External Sliding Top Line L On Request
545	W240-19_184				1840			190.97	69.37	46.15			44.45				
546	W240-19_204				2040			206.95	75.26	51.36			49.32				







# WARDROBE

Sr. No.	Item Code	Item Description	Carcass Image	H (mm)	W (mm)	D (mm) With Shutter	Material Options For Carcass	Total Sq. Ft. (Carcass + Shutters + With Visible Sides)	Carcass Sq.Ft. (18mm Board; Without Visible Sides)	Carcass Sq.Ft. (8mm Board)	Material Options For Visible Sides & Shutters	Visible (Left side, Right side (mm) (Either 18mm Carcass Or Shutter Material)	Shutters (Sq.Ft.) (Without Visible Sides)	Optional Leg Styles	Optional Hardware	Final Product Image	Comments
547	W240-20_144	Internal Sliding Wardrobe: 8' (2 Short Hanging With 8 Internal Drawers)		1440	2400	600	Prelam	215.41	92.04	57.44	PU Painted, Acrylic, Ceramic, Veneer, Membrane, etc.	Left Side: (2400x600) (15.5 sqft.) Right Side: (2400x600) (15.5 sqft.)	34.93	External Skirting Matching With Shutters (Carcass level, 50 MM - 100 MM High)	Handles, Knobs, Hanging Rod, Quadro Channels (Hettich V6), Telescopic Channel, Lock, Internal Sliding (Hettich Slideline 56, Häfele Slido F-Line18 50A)		(1) CNC Cut For LED Light (Top/left/ Right) (2) External Sliding Top Line L On Request
548	W240-20_184			1840				260.00	109.24	75.09			44.67				
549	W240-20_204			2040				282.30	117.84	83.91			49.55				
550	W240-21_144	Internal Sliding Wardrobe: 8' (2 Short Hanging With 4 Internal Drawers And Rest Area Used For External Accessories)		1440	2400	600	Prelam	183.79	71.72	46.14	PU Painted, Acrylic, Ceramic, Veneer, Membrane, etc.	Left Side: (2400x600) (15.5 sqft.) Right Side: (2400x600) (15.5 sqft.)	34.93	External Skirting Matching With Shutters (Carcass level, 50 MM - 100 MM High)	Handles, Knobs, Hanging Rod, Quadro Channels (Hettich V6), Telescopic Channel, Lock, Internal Sliding (Hettich Slideline 56, Häfele Slido F-Line18 50A)		(1) CNC Cut For LED Light (Top/left/ Right) (2) External Sliding Top Line L On Request
551	W240-21_184			1840				221.53	85.99	59.86			44.67				
552	W240-21_204			2040				240.40	93.13	66.73			49.55				
553	W240-22_140	Internal Sliding Wardrobe: 8' (2 Short Hanging With 3 Internal Drawers)		1400	2400	600	Prelam	186.19	82.04	39.20	PU Painted, Acrylic, Ceramic, Veneer, Membrane, etc.	Left Side: (2400x600) (15.5 sqft.) Right Side: (2400x600) (15.5 sqft.)	33.96	External Skirting Matching With Shutters (Carcass level, 50 MM - 100 MM High)	Handles, Knobs, Hanging Rod, Quadro Channels (Hettich V6), Telescopic Channel, Lock, Internal Sliding (Hettich Slideline 56, Häfele Slido F-Line18 50A)		(1) CNC Cut For LED Light (Top/left/ Right) (2) External Sliding Top Line L On Request
554	W240-22_150			1500				195.10	85.57	42.14			36.39				
555	W240-22_160			1600				204.00	89.09	45.08			38.83				
556	W240-22_170			1700				212.91	92.62	48.02			41.26				

# WARDROBE

Sr. No.	Item Code	Item Description	Carcass Image	H (mm)	W (mm)	D (mm) With Shutter	Material Options For Carcass	Total Sq. Ft. (Carcass + Shutters + With Visible Sides)	Carcass Sq.Ft. (18mm Board; Without Visible Sides)	Carcass Sq.Ft. (8mm Board)	Material Options For Visible Sides & Shutters	Visible (Left side, Right side (mm) (Either 18mm Carcass Or Shutter Material)	Shutters (Sq.Ft.) (Without Visible Sides)	Optional Leg Styles	Optional Hardware	Final Product Image	Comments
557	W240-22_180				1800			221.81	96.15	50.96			43.70				
558	W240-23_144	Internal Sliding Wardrobe: 8' (2 Short Hanging With 2 Normal Internal Drawers And 8 Accessories Drawer)			1440			217.78	88.69	63.16			34.93				(1) CNC Cut For LED Light (Top/left/ Right) (2) External Sliding Top Line L On Request
559	W240-23_184			2400	1840	600	Prelam	263.56	105.11	82.77	PU Painted, Acrylic, Ceramic, Veneer, Membrane, etc.	Left Side: (2400x600) (15.5 sqft.) Right Side: (2400x600) (15.5 sqft.)	44.67	External Skirting Matching With Shutters (Carcass level, 50 MM - 100 MM High)	Handles, Knobs, Hanging Rod, Quadro Channels (Hettich V6), Telescopic Channel, Lock, Internal Sliding (Hettich Slideline 56, Häfele Slido F-Line 18 50A)		
560	W240-23_204				2040			286.46	113.33	92.58			49.55				
561	W240-24_144	Internal Sliding Wardrobe: 8' (2 Short Hangings With 1 Normal Internal Drawers And 4 Accessories Drawer)			1440			185.31	70.53	48.85			34.93				(1) CNC Cut For LED Light (Top/left/ Right) (2) External Sliding Top Line L On Request
562	W240-24_184			2400	1840	600	Prelam	223.65	84.42	63.56	PU Painted, Acrylic, Ceramic, Veneer, Membrane, etc.	Left Side: (2400x600) (15.5 sqft.) Right Side: (2400x600) (15.5 sqft.)	44.67	External Skirting Matching With Shutters (Carcass level, 50 MM - 100 MM High)	Handles, Knobs, Hanging Rod, Quadro Channels (Hettich V6), Telescopic Channel, Lock, Internal Sliding (Hettich Slideline 56, Häfele Slido F-Line 18 50A)		
563	W240-24_204				2040			242.82	91.36	70.91			49.55				







# WARDROBE

Sr. No.	Item Code	Item Description	Carcass Image	H (mm)	W (mm)	D (mm) With Shutter	Material Options For Carcass	Total Sq. Ft. (Carcass + Shutters + With Visible Sides)	Carcass Sq.Ft. (18mm Board; Without Visible Sides)	Carcass Sq.Ft. (8mm Board)	Material Options For Visible Sides & Shutters	Visible (Left side, Right side (mm) (Either 18mm Carcass Or Shutter Material)	Shutters (Sq.Ft.) (Without Visible Sides)	Optional Leg Styles	Optional Hardware	Final Product Image	Comments
564	W240-25_40	Low Depth Shelf (No Back)		2400	400	300	Prelam	26.27	26.27	-	PU Painted, Acrylic, Ceramic, Veneer, Membrane, etc.	-	-	Only Skirting	-		1.)Skirting Already Added 2.)All Panels Are Visible
565	W240-25_60				600			30.15	30.15								
566	W240-25_90				900			35.96	35.96								
567	W240-26_40	Low Depth Shelf (No Back)		2400	400	300	Prelam	33.45	33.45	-	PU Painted, Acrylic, Ceramic, Veneer, Membrane, etc.	-	-	Only Skirting	-		1.)Skirting Already Added 2.)All Panels Are Visible
568	W240-26_60				600			37.33	37.33								
569	W240-26_90				900			43.14	43.14								
570	W240-27_80	Openable Wardrobe: 8' (Short Hanging With 1 Drawer And 2 Fixed Shelf)		2400	800	600	Prelam	107.66	34.20	22.96	PU Painted, Acrylic, Ceramic, Veneer, Membrane, etc.	Left Side: (2400x580) (14.98 sqft.) Right Side: (2400x580) (14.98 sqft.)	20.55	External Skirting Matching With Shutters (Carcass level, 50 MM - 100 MM High)	Legs, Handles, Knobs, Hinges, Hanging Rod, Quadro Channels (Hettich V6), Telescopic Channel, Lock		CNC Cut For LED Light (Top/left/ Right)
571	W240-27_85				850			112.37	36.10	24.48			21.84				
572	W240-27_90				900			117.09	38.00	26.00			23.13				
573	W240-27_95				950			121.80	39.91	27.52			24.42				
574	W240-27_100				1000			126.52	41.81	29.04			25.71				
575	W240-27_105				1050			131.23	43.71	30.56			27.00				
576	W240-27_110				1100			135.95	45.62	32.08			28.29				
577	W240-27_115				1150			140.66	47.52	33.60			29.58				
578	W240-27_120				1200			145.38	49.42	35.12			30.87				







# WARDROBE

Sr. No.	Item Code	Item Description	Carcass Image	H (mm)	W (mm)	D (mm) With Shutter	Material Options For Carcass	Total Sq. Ft. (Carcass + Shutters + With Visible Sides)	Carcass Sq.Ft. (18mm Board; Without Visible Sides)	Carcass Sq.Ft. (8mm Board)	Material Options For Visible Sides & Shutters	Visible (Left side, Right side (mm) (Either 18mm Carcass Or Shutter Material)	Shutters (Sq.Ft.) (Without Visible Sides)	Optional Leg Styles	Optional Hardware	Final Product Image	Comments
579	W240-28_80	Openable Wardrobe: 8' (Short Hanging With 1 Drawer And 2 Fixed Shelf)		2400	800	600	Prelam	106.07	32.61	22.96	PU Painted, Acrylic, Ceramic, Veneer, Membrane, etc.	Left Side: (2400x580) (14.98 sqft.) Right Side: (2400x580) (14.98 sqft.)	20.55	External Skirting Matching With Shutters (Carcass level, 50 MM - 100 MM High)	Legs, Handles, Knobs, Hinges, Hanging Rod, Quadro Channels (Hettich V6), Telescopic Channel, Lock		CNC Cut For LED Light (Top/left/ Right)
580	W240-28_85				850			110.80	34.52	24.48			21.84				
581	W240-28_90				900			115.52	36.44	26.00			23.13				
582	W240-28_95				950			120.25	38.35	27.52			24.42				
583	W240-28_100				1000			124.97	40.26	29.04			25.71				
584	W240-28_105				1050			129.70	42.18	30.56			27.00				
585	W240-28_110				1100			134.42	44.09	32.08			28.29				
586	W240-28_115				1150			139.15	46.01	33.60			29.58				
587	W240-28_120				1200			143.87	47.92	35.12			30.87				
588	W240-29_80	Openable Wardrobe: 8' (Short Hanging With 2 Drawer And 2 Fixed Shelf)		2400	800	600	Prelam	103.73	30.60	22.63	PU Painted, Acrylic, Ceramic, Veneer, Membrane, etc.	Left Side: (2400x580) (14.98 sqft.) Right Side: (2400x580) (14.98 sqft.)	20.55	External Skirting Matching With Shutters (Carcass level, 50 MM - 100 MM High)	Legs, Handles, Knobs, Hinges, Hanging Rod, Quadro Channels (Hettich V6), Telescopic Channel, Lock		CNC Cut For LED Light (Top/left/ Right)
589	W240-29_85				850			108.20	32.26	24.15			21.84				
590	W240-29_90				900			112.67	33.91	25.67			23.13				
591	W240-29_95				950			117.13	35.57	27.19			24.42				
592	W240-29_100				1000			121.60	37.22	28.71			25.71				
593	W240-29_105				1050			126.07	38.88	30.23			27.00				
594	W240-29_110				1100			130.53	40.53	31.75			28.29				
595	W240-29_115				1150			135.00	42.19	33.27			29.58				
596	W240-29_120				1200			139.47	43.84	34.79			30.87				
597	W240-30_80	Openable Wardrobe: 8' (Short Hanging With 5 Drawer And 1 Fixed Shelf)		2400	800	600	Prelam	134.75	51.94	32.31	PU Painted, Acrylic, Ceramic, Veneer, Membrane, etc.	Left Side: (2400x580) (14.98 sqft.) Right Side: (2400x580) (14.98 sqft.)	20.55	External Skirting Matching With Shutters (Carcass level, 50 MM - 100 MM High)	Legs, Handles, Knobs, Hinges, Hanging Rod, Quadro Channels (Hettich V6), Telescopic Channel, Lock		CNC Cut For LED Light (Top/left/ Right)
598	W240-30_85				850			140.61	54.23	34.58			21.84				
599	W240-30_90				900			146.48	56.53	36.86			23.13				
600	W240-30_95				950			152.34	58.83	39.13			24.42				
601	W240-30_100				1000			158.20	61.13	41.41			25.71				
602	W240-30_105				1050			164.06	63.42	43.68			27.00				
603	W240-30_110				1100			169.93	65.72	45.96			28.29				
604	W240-30_115				1150			175.79	68.02	48.23			29.58				
605	W240-30_120				1200			181.65	70.32	50.51			30.87				




# WARDROBE

Sr. No.	Item Code	Item Description	Carcass Image	H (mm)	W (mm)	D (mm) With Shutter	Material Options For Carcass	Total Sq. Ft. (Carcass + Shutters + With Visible Sides)	Carcass Sq.Ft. (18mm Board; Without Visible Sides)	Carcass Sq.Ft. (8mm Board)	Material Options For Visible Sides & Shutters	Visible (Left side, Right side (mm) (Either 18mm Carcass Or Shutter Material)	Shutters (Sq.Ft.) (Without Visible Sides)	Optional Leg Styles	Optional Hardware	Final Product Image	Comments
606	W240-31_80	Openable Wardrobe: 8' (Short) Hanging With 1 Fixed Shelf, 1 Drawer And 5 Accessories Drawer		2400	800	600	Prelam	132.64	43.39	38.74	PU Painted, Acrylic, Ceramic, Veneer, Membrane, etc.	Left Side: (2400x580) (14.98 sqft.) Right Side: (2400x580) (14.98 sqft.)	20.55	External Skirting Matching With Shutters (Carcass level, 50 MM - 100 MM High)	Legs, Handles, Knobs, Hinges, Hanging Rod, Quadro Channels (Hettich V6), Telescopic Channel, Lock		CNC Cut For LED Light (Top/left/ Right)
607	W240-31_85			850	138.78	45.49	41.49	21.84									
608	W240-31_90			900	144.72	47.39	44.24	23.13									
609	W240-31_95			950	150.66	49.30	46.99	24.42									
610	W240-31_100			1000	156.61	51.20	49.74	25.71									
611	W240-31_105			1050	162.55	53.10	52.49	27.00									
612	W240-31_110			1100	168.39	54.90	55.24	28.29									
613	W240-31_115			1150	174.33	56.80	57.99	29.58									
614	W240-31_120			1200	180.18	58.61	60.74	30.87									
615	W240-32_80	Openable Wardrobe: 8' (Short) Hanging With 1 Fixed Shelf, 1 Drawer And 3 Accessories Drawer		2400	800	600	Prelam	122.01	39.22	32.29	PU Painted, Acrylic, Ceramic, Veneer, Membrane, etc.	Left Side: (2400x580) (14.98 sqft.) Right Side: (2400x580) (14.98 sqft.)	20.55	External Skirting Matching With Shutters (Carcass level, 50 MM - 100 MM High)	Legs, Handles, Knobs, Hinges, Hanging Rod, Quadro Channels (Hettich V6), Telescopic Channel, Lock		CNC Cut For LED Light (Top/left/ Right)
616	W240-32_85			850	127.39	41.06	34.53	21.84									
617	W240-32_90			900	132.76	42.90	36.78	23.13									
618	W240-32_95			950	138.14	44.74	39.03	24.42									
619	W240-32_100			1000	144.02	47.08	41.28	25.71									
620	W240-32_105			1050	149.40	48.92	43.52	27.00									
621	W240-32_110			1100	154.78	50.76	45.77	28.29									
622	W240-32_115			1150	160.46	52.90	48.02	29.58									
623	W240-32_120			1200	166.04	54.94	50.27	30.87									
624	W240-33_80	Openable Wardrobe: 8' (Short) Hanging With 1 Fixed Shelf And 4 Drawer		2400	800	600	Prelam	129.08	46.29	32.29	PU Painted, Acrylic, Ceramic, Veneer, Membrane, etc.	Left Side: (2400x580) (14.98 sqft.) Right Side: (2400x580) (14.98 sqft.)	20.55	External Skirting Matching With Shutters (Carcass level, 50 MM - 100 MM High)	Legs, Handles, Knobs, Hinges, Hanging Rod, Quadro Channels (Hettich V6), Telescopic Channel, Lock		CNC Cut For LED Light (Top/left/ Right)
625	W240-33_85			850	134.57	48.24	34.53	21.84									
626	W240-33_90			900	140.05	50.18	36.78	23.13									
627	W240-33_95			950	146.04	52.63	39.03	24.42									
628	W240-33_100			1000	151.52	54.58	41.28	25.71									
629	W240-33_105			1050	157.01	56.53	43.52	27.00									
630	W240-33_110			1100	162.49	58.47	45.77	28.29									
631	W240-33_115			1150	168.28	60.72	48.02	29.58									
632	W240-33_120			1200	173.96	62.87	50.27	30.87									

# WARDROBE

Sr. No.	Item Code	Item Description	Carcass Image	H (mm)	W (mm)	D (mm) With Shutter	Material Options For Carcass	Total Sq. Ft. (Carcass + Shutters + With Visible Sides)	Carcass Sq.Ft. (18mm Board; Without Visible Sides)	Carcass Sq.Ft. (8mm Board)	Material Options For Visible Sides & Shutters	Visible (Left side, Right side (mm) (Either 18mm Carcass Or Shutter Material)	Shutters (Sq.Ft.) (Without Visible Sides)	Optional Leg Styles	Optional Hardware	Final Product Image	Comments
633	W240-34_100	Openable Wardrobe: 8' (Short Hanging With 2 Drawer And 2 Hidden Drawer)		2400	1000	600	Prelam	134.78	50.36	28.76	PU Painted, Acrylic, Ceramic, Veneer, Membrane, etc.	Left Side: (2400x580) (14.98 sqft.) Right Side: (2400x580) (14.98 sqft.)	25.71	External Skirting Matching With Shutters (Carcass level, 50 MM - 100 MM High)	Legs, Handles, Knobs, Hinges, Hanging Rod, Quadro Channels (Hettich V6), Telescopic Channel, Lock (For Hidden Drawer - Telescopic Channel)		CNC Cut For LED Light (Top/left/ Right)
634	W240-34_105				1050			139.13	51.89	30.28			27.00				
635	W240-34_110				1100			143.48	53.42	31.81			28.29				
636	W240-34_115				1150			147.83	54.96	33.33			29.58				
637	W240-34_120				1200			152.18	56.49	34.86			30.87				
638	W240-35_80	Openable Wardrobe: 8' (Short Hanging With 1 Drawer And 1 Hidden Drawer)		2400	800	600	Prelam	110.96	37.45	23.00	PU Painted, Acrylic, Ceramic, Veneer, Membrane, etc.	Left Side: (2400x580) (14.98 sqft.) Right Side: (2400x580) (14.98 sqft.)	20.55	External Skirting Matching With Shutters (Carcass level, 50 MM - 100 MM High)	Legs, Handles, Knobs, Hinges, Hanging Rod, Quadro Channels (Hettich V6), Telescopic Channel, Lock (For Hidden Drawer- Telescopic Channel)		CNC Cut For LED Light (Top/left/ Right)
639	W240-35_85				850			115.31	38.99	24.52			21.84				
640	W240-35_90				900			119.66	40.53	26.05			23.13				
641	W240-35_95				950			124.01	42.06	27.57			24.42				
642	W240-35_100				1000			128.36	43.60	29.09			25.71				
643	W240-35_105				1050			132.71	45.13	30.62			27.00				
644	W240-35_110				1100			137.06	46.67	32.14			28.29				
645	W240-35_115				1150			141.41	48.21	33.67			29.58				
646	W240-35_120				1200			145.76	49.74	35.19			30.87				
647	W240-36_80	Openable Wardrobe: 8' (Short Hanging With 3 Drawer And 1 Hidden Drawer)		2400	800	600	Prelam	132.78	52.97	29.30	PU Painted, Acrylic, Ceramic, Veneer, Membrane, etc.	Left Side: (2400x580) (14.98 sqft.) Right Side: (2400x580) (14.98 sqft.)	20.55	External Skirting Matching With Shutters (Carcass level, 50 MM - 100 MM High)	Legs, Handles, Knobs, Hinges, Hanging Rod, Quadro Channels (Hettich V6), Telescopic Channel, Lock (For Hidden Drawer- Telescopic Channel)		CNC Cut For LED Light (Top/left/ Right)
648	W240-36_85				850			137.85	54.73	31.31			21.84				
649	W240-36_90				900			142.91	56.49	33.33			23.13				
650	W240-36_95				950			147.98	58.25	35.34			24.42				
651	W240-36_100				1000			153.04	60.01	37.36			25.71				
652	W240-36_105				1050			158.11	61.77	39.37			27.00				
653	W240-36_110				1100			163.17	63.53	41.39			28.29				
654	W240-36_115				1150			168.24	65.29	43.40			29.58				
655	W240-36_120				1200			173.30	67.05	45.42			30.87				
656	L60-1_60								600								

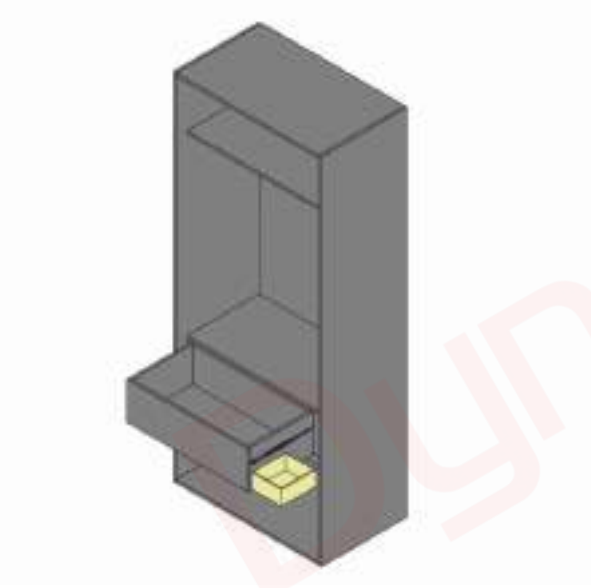
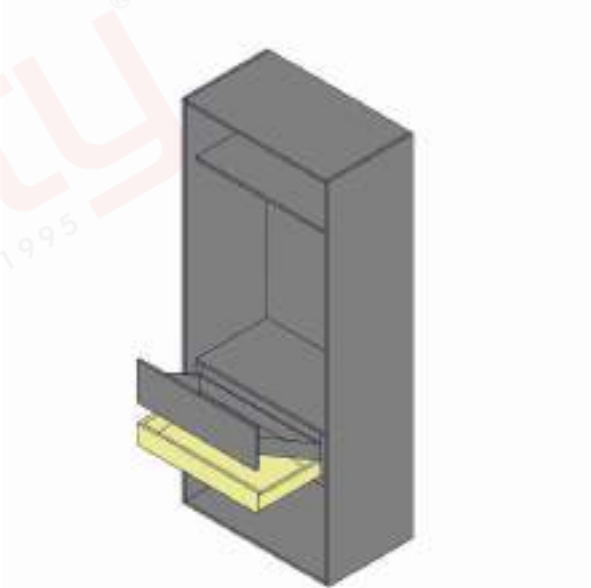
# WARDROBE

Sr. No.	Item Code	Item Description	Carcass Image	H (mm)	W (mm)	D (mm) With Shutter	Material Options For Carcass	Total Sq. Ft. (Carcass + Shutters + With Visible Sides)	Carcass Sq.Ft. (18mm Board; Without Visible Sides)	Carcass Sq.Ft. (8mm Board)	Material Options For Visible Sides & Shutters	Visible (Left side, Right side (mm) (Either 18mm Carcass Or Shutter Material)	Shutters (Sq.Ft.) (Without Visible Sides)	Optional Leg Styles	Optional Hardware	Final Product Image	Comments
657	L60-1_65	Loft Without Shelf		600	650	600	Prelam	23.20	7.66	3.88	PU Painted, Acrylic, Ceramic, Veneer, Membrane, etc.	Left Side: (580x600) (3.75 sqft.) Right Side: (580x600) (3.75 sqft.)	4.16	-	Handles, Knobs, Hinges		-
658	L60-1_70				700			24.45	8.28	4.19			4.48				
659	L60-1_75				750			25.71	8.91	4.50			4.80				
660	L60-1_80				800			26.97	9.53	4.81			5.12				
661	L60-1_85				850			28.22	10.16	5.12			5.45				
662	L60-1_90				900			29.48	10.78	5.43			5.77				
663	L60-1_95				950			30.73	11.40	5.74			6.09				
664	L60-1_100				1000			31.99	12.03	6.05			6.41				
665	L60-1_105				1050			33.25	12.65	6.36			6.73				
666	L60-1_110				1100			34.50	13.28	6.67			7.05				
667	L60-1_115				1150			35.76	13.90	6.98			7.38				
668	L60-1_120				1200			37.02	14.53	7.29			7.70				
669	L60-2_60				Loft With Shelf				600	600			600				
670	L60-2_65	650	26.90	11.36		3.88	4.16										
671	L60-2_70	700	28.46	12.28		4.19	4.48										
672	L60-2_75	750	30.01	13.21		4.50	4.80										
673	L60-2_80	800	31.57	14.14		4.81	5.12										
674	L60-2_85	850	33.13	15.06		5.12	5.45										
675	L60-2_90	900	34.69	15.99		5.43	5.77										
676	L60-2_95	950	36.24	16.91		5.74	6.09										
677	L60-2_100	1000	37.80	17.84		6.05	6.41										
678	L60-2_105	1050	39.36	18.76		6.36	6.73										
679	L60-2_110	1100	40.92	19.69		6.67	7.05										

# WARDROBE

Sr. No.	Item Code	Item Description	Carcass Image	H (mm)	W (mm)	D (mm) With Shutter	Material Options For Carcass	Total Sq. Ft. (Carcass + Shutters + With Visible Sides)	Carcass Sq.Ft. (18mm Board; Without Visible Sides)	Carcass Sq.Ft. (8mm Board)	Material Options For Visible Sides & Shutters	Visible (Left side, Right side (mm) (Either 18mm Carcass Or Shutter Material)	Shutters (Sq.Ft.) (Without Visible Sides)	Optional Leg Styles	Optional Hardware	Final Product Image	Comments
680	L60-2_115				1150			42.47	20.62	6.98			7.38				
681	L60-2_120				1200			44.03	21.54	7.29			7.70				
682	L60-3_110	Blind Corner Loft Without Shelf		600	1100	600	Prelam	34.53	13.28	6.67	PU Painted, Acrylic, Ceramic, Veneer, Membrane, etc.	Left Side: (580x600) (3.75 sqft.) Right Side: (580x600) (3.75 sqft.)	7.08	-	Handles, Knobs, Hinges		-
683	L60-3_115				1150			35.78	13.90	6.98			7.40				
684	L60-3_120				1200			37.04	14.53	7.29			7.72				
685	L60-4_110	Blind Corner Loft With Shelf		600	1100	600	Prelam	40.94	23.42	6.67	PU Painted, Acrylic, Ceramic, Veneer, Membrane, etc.	Left Side: (580x600) (3.75 sqft.) Right Side: (580x600) (3.75 sqft.)	3.35	-	Handles, Knobs, Hinges		-
686	L60-4_115				1150			42.50	24.35	6.98			3.67				
687	L60-4_120				1200			44.06	25.28	7.29			3.99				
688	L60-5_110	L-Corner Loft Without Shelf		600	1100	600	Prelam	52.11	38.22	-	PU Painted, Acrylic, Ceramic, Veneer, Membrane, etc.	Left Side: (580x600) (3.75 sqft.) Right Side: (580x600) (3.75 sqft.)	6.39	-	Handles, Knobs, Hinges		-
689	L60-5_115				1150			55.74	41.21	-			7.03				
690	L60-5_120				1200			59.48	44.31	-			7.67				
691	L60-6_110	L-Corner Loft With Shelf		600	1100	600	Prelam	64.27	50.39	-	PU Painted, Acrylic, Ceramic, Veneer, Membrane, etc.	Left Side: (580x600) (3.75 sqft.) Right Side: (580x600) (3.75 sqft.)	6.39	-	Handles, Knobs, Hinges		-
692	L60-6_115				1150			68.48	53.95	-			7.03				
693	L60-6_120				1200			72.79	57.62	-			7.67				

# WARDROBE

	Item Code Description			Item Code Explanation					
	1	W	Wardrobe	Box Type	Height	-	Type	_	Width
	2	L	Loft	Example :- W240-01_80					
									

**NOTE: 1) Drawer's Bottom Thickness = 8mm & Wardrobe's Back Thickness = 8mm**  
**2) Shelf adjustable or fixed shelf depends on client or dealer's requirement.**

FRONT FINISH ADAPTATIONS - KITCHEN

FULL FRONTAL  
CUSTOMISATION



# KITCHEN



Item Code  
**WC6050-DSS**



Item Code  
**WC6060-BU**



Item Code  
**WC6060-BU**



Item Code  
**WC6050-DS**



Item Code  
**WC6060-GTPT**



Item Code  
**WC6060-LCS**



Item Code  
**WC6060-LC**



Item Code  
**WC2050-OB**



Item Code  
**WC6015-OB**



Item Code  
**BC7260-SINK**



Item Code  
**WC6045-RO**



Item Code  
**BC7540**



Item Code  
**BC7215-BPO**



Item Code  
**RS 1260**

# KITCHEN

Dynasty<sup>®</sup>  
SINCE 1995



Item Code  
BC7245-GT



Item Code  
BC7260-HOB



Item Code  
BC7245-2DR



Item Code  
BC7245-3DR



Item Code  
TU 1945



Item Code  
TU 1945-S



Item Code  
TU1960-M



Item Code  
TU1960-O



Item Code  
TU1960-MO



Item Code  
TU1960-O2W



Item Code  
TU1960-MO2W

# KITCHEN

Sr. No.	Item Code	Item Description	Carcass Image	H (mm)	W (mm)	D (mm) With Shutter	Material Options For Carcass	Total Sq.Ft. (Carcass + Shutters + With Visible Sides)	Carcass Sq.Ft. (18mm Board; without Visible Sides)	Carcass Sq.Ft. (18mm Board)	Material Options For Visible Sides & Shutters	Visible (Left side, Right side (mm) (Either 18mm Carcass Or Shutter Material)	Shutters (Sq.Ft.) (Without Visible Sides)	Optional Leg Styles	Optional Hardware	Final Product Image	Comments
1	WC6030-SSS	Single Shutter One Shelf Unit		600	300	330	Prelam	10.67	2.76	1.71	PU Painted, Acrylic, Veneer, Membrane etc.	Left Side (330x600) (2.13 sqft.); Right Side (330x600) (2.13 sqft.)	1.94	1.) Wall Mounted	Suspension Brackets, Bottom Edge Profile, Handle/Knob, Hinge		CNC Cut For LED Light (Bottom/Left/ Right)
2	WC6035-SSS				350			11.83	3.29	2.02		Left Side (330x600) (2.13 sqft.); Right Side (330x600) (2.13 sqft.)	2.26				
3	WC6040-SSS				400			12.98	3.81	2.33		Left Side (330x600) (2.13 sqft.); Right Side (330x600) (2.13 sqft.)	2.58				
4	WC6045-SSS				450			14.14	4.33	2.64		Left Side (330x600) (2.13 sqft.); Right Side (330x600) (2.13 sqft.)	2.91				
5	WC7230-SSS	Single Shutter One Shelf Unit		720	300	330	Prelam	12.26	2.75	2.07	PU Painted, Acrylic, Veneer, Membrane etc.	Left Side (330x720) (2.56 sqft.); Right Side (330x720) (2.56 sqft.)	2.33	1.) Wall Mounted	Suspension Brackets, Bottom Edge Profile, Handle/Knob, Hinge		CNC Cut For LED Light (Bottom/Left/ Right)
6	WC7235-SSS				350			13.55	3.28	2.44		Left Side (330x720) (2.56 sqft.); Right Side (330x720) (2.56 sqft.)	2.71				
7	WC7240-SSS				400			14.84	3.80	2.82		Left Side (330x720) (2.56 sqft.); Right Side (330x720) (2.56 sqft.)	3.10				
8	WC7245-SSS				450			16.12	4.32	3.19		Left Side (330x720) (2.56 sqft.); Right Side (330x720) (2.56 sqft.)	3.49				
9	WC7530-SSS	Single Shutter One Shelf Unit		750	300	330	Prelam	12.67	2.75	2.16	PU Painted, Acrylic, Veneer, Membrane etc.	Left Side (330x750) (2.67 sqft.); Right Side (330x750) (2.67 sqft.)	2.42	1.) Wall Mounted	Suspension Brackets, Bottom Edge Profile, Handle/Knob, Hinge		CNC Cut For LED Light (Bottom/Left/ Right)
10	WC7535-SSS				350			13.98	3.27	2.55		Left Side (330x750) (2.67 sqft.); Right Side (330x750) (2.67 sqft.)	2.83				
11	WC7540-SSS				400			15.30	3.79	2.94		Left Side (330x750) (2.67 sqft.); Right Side (330x750) (2.67 sqft.)	3.23				
12	WC7545-SSS				450			16.62	4.32	3.33		Left Side (330x750) (2.67 sqft.); Right Side (330x750) (2.67 sqft.)	3.63				





# KITCHEN

Sr. No.	Item Code	Item Description	Carcass Image	H (mm)	W (mm)	D (mm) With Shutter	Material Options For Carcass	Total Sq.Ft. (Carcass + Shutters + With Visible Sides)	Carcass Sq.Ft. (18mm Board; without Visible Sides)	Carcass Sq.Ft. (18mm Board)	Material Options For Visible Sides & Shutters	Visible (Left side, Right side (mm) (Either 18mm Carcass Or Shutter Material)	Shutters (Sq.Ft.) (Without Visible Sides)	Optional Leg Styles	Optional Hardware	Final Product Image	Comments				
13	WC9030-SSS	Single Shutter One Shelf Unit		900	300	330	Prelam	14.66	2.75	2.60	PU Painted, Acrylic, Veneer, Membrane etc.	Left Side (330x900) (3.20 sqft.);	2.91	1.) Wall Mounted	Suspension Brackets, Bottom Edge Profile, Handle/Knob, Hinge		CNC Cut For LED Light (Bottom/Left/ Right)				
14	WC9035-SSS				350							16.14						3.28	3.07	Left Side (330x900) (3.20 sqft.);	3.39
15	WC9040-SSS				400							17.62						3.80	3.55	Left Side (330x900) (3.20 sqft.);	3.88
16	WC9045-SSS				450							19.10						4.32	4.02	Left Side (330x900) (3.20 sqft.);	4.36
17	WC6030-SSS_A	Single Shutter One Shelf Unit		600	300	300	Prelam	10.03	2.50	1.71	PU Painted, Acrylic, Veneer, Membrane etc.	Left Side (300x600) (1.94 sqft.);	1.94	1.) Wall Mounted	Suspension Brackets, Bottom Edge Profile, Handle/Knob, Hinge		CNC Cut For LED Light (Bottom/Left/ Right)				
18	WC6035-SSS_A				350							11.14						2.97	2.02	Left Side (300x600) (1.94 sqft.);	2.26
19	WC6040-SSS_A				400							12.24						3.45	2.33	Left Side (300x600) (1.94 sqft.);	2.58
20	WC6045-SSS_A				450							13.35						3.92	2.64	Left Side (300x600) (1.94 sqft.);	2.91
21	WC7230-SSS_A	Single Shutter One Shelf Unit		720	300	300	Prelam	11.55	2.49	2.07	PU Painted, Acrylic, Veneer, Membrane etc.	Left Side (300x720) (2.33 sqft.);	2.33	1.) Wall Mounted	Suspension Brackets, Bottom Edge Profile, Handle/Knob, Hinge		CNC Cut For LED Light (Bottom/Left/ Right)				
22	WC7235-SSS_A				350							12.78						2.97	2.44	Left Side (300x720) (2.33 sqft.);	2.71
23	WC7240-SSS_A				400							14.02						3.44	2.82	Left Side (300x720) (2.33 sqft.);	3.10
24	WC7245-SSS_A				450							15.26						3.92	3.19	Left Side (300x720) (2.33 sqft.);	3.49





# KITCHEN

Sr. No.	Item Code	Item Description	Carcass Image	H (mm)	W (mm)	D (mm) With Shutter	Material Options For Carcass	Total Sq.Ft. (Carcass + Shutters + With Visible Sides)	Carcass Sq.Ft. (18mm Board; without Visible Sides)	Carcass Sq.Ft. (18mm Board)	Material Options For Visible Sides & Shutters	Visible (Left side, Right side (mm) (Either 18mm Carcass Or Shutter Material)	Shutters (Sq.Ft.) (Without Visible Sides)	Optional Leg Styles	Optional Hardware	Final Product Image	Comments
25	WC7530-SSS_A	Single Shutter One Shelf Unit		750	300	300	Prelam	11.93	2.49	2.16	PU Painted, Acrylic, Veneer, Membrane etc.	Left Side (300x750) (2.43 sqft.); Right Side (300x750) (2.43 sqft.)	2.42	1.) Wall Mounted	Suspension Brackets, Bottom Edge Profile, Handle/Knob, Hinge		CNC Cut For LED Light (Bottom/Left/ Right)
26	WC7535-SSS_A				350			13.20	2.96	2.55		Left Side (300x750) (2.43 sqft.); Right Side (300x750) (2.43 sqft.)	2.83				
27	WC7540-SSS_A				400			14.46	3.44	2.94		Left Side (300x750) (2.43 sqft.); Right Side (300x750) (2.43 sqft.)	3.23				
28	WC7545-SSS_A				450			15.73	3.91	3.33		Left Side (300x750) (2.43 sqft.); Right Side (300x750) (2.43 sqft.)	3.63				
29	WC9030-SSS_A	Single Shutter One Shelf Unit		900	300	300	Prelam	13.83	2.50	2.60	PU Painted, Acrylic, Veneer, Membrane etc.	Left Side (300x900) (2.91 sqft.); Right Side (300x900) (2.91 sqft.)	2.91	1.) Wall Mounted	Suspension Brackets, Bottom Edge Profile, Handle/Knob, Hinge		CNC Cut For LED Light (Bottom/Left/ Right)
30	WC9035-SSS_A				350			15.26	2.97	3.07		Left Side (300x900) (2.91 sqft.); Right Side (300x900) (2.91 sqft.)	3.39				
31	WC9040-SSS_A				400			16.69	3.45	3.55		Left Side (300x900) (2.91 sqft.); Right Side (300x900) (2.91 sqft.)	3.88				
32	WC9045-SSS_A				450			18.12	3.92	4.02		Left Side (300x900) (2.91 sqft.); Right Side (300x900) (2.91 sqft.)	4.36				
33	WC6030-SS	Single Shutter Without Shelf Unit		600	300	330	Prelam	9.79	1.88	1.71	PU Painted, Acrylic, Veneer, Membrane etc.	Left Side (330x600) (2.13 sqft.); Right Side (330x600) (2.13 sqft.)	1.94	1.) Wall Mounted	Suspension Brackets, Bottom Edge Profile, Handle/Knob, Hinge		CNC Cut For LED Light (Bottom/Left/ Right)
34	WC6035-SS				350			10.78	2.24	2.02		Left Side (330x600) (2.13 sqft.); Right Side (330x600) (2.13 sqft.)	2.26				
35	WC6040-SS				400			11.76	2.59	2.33		Left Side (330x600) (2.13 sqft.); Right Side (330x600) (2.13 sqft.)	2.58				
36	WC6045-SS				450			12.75	2.94	2.64		Left Side (330x600) (2.13 sqft.); Right Side (330x600) (2.13 sqft.)	2.91				





# KITCHEN

Sr. No.	Item Code	Item Description	Carcass Image	H (mm)	W (mm)	D (mm) With Shutter	Material Options For Carcass	Total Sq.Ft. (Carcass + Shutters + With Visible Sides)	Carcass Sq.Ft. (18mm Board; without Visible Sides)	Carcass Sq.Ft. (18mm Board)	Material Options For Visible Sides & Shutters	Visible (Left side, Right side (mm) (Either 18mm Carcass Or Shutter Material)	Shutters (Sq.Ft.) (Without Visible Sides)	Optional Leg Styles	Optional Hardware	Final Product Image	Comments
37	WC7230-SS	Single Shutter Without Shelf Unit		720	300	330	Prelam	10.92	1.87	2.07	PU Painted, Acrylic, Veneer, Membrane etc.	Left Side (330x720) (2.56 sqft.); Right Side (330x720) (2.56 sqft.)	2.33	1.) Wall Mounted	Suspension Brackets, Bottom Edge Profile, Handle/Knob, Hinge		CNC Cut For LED Light (Bottom/Left/Right)
38	WC7235-SS				350			12.03	2.22	2.44		Left Side (330x720) (2.56 sqft.); Right Side (330x720) (2.56 sqft.)	2.71				
39	WC7240-SS				400			13.16	2.58	2.82		Left Side (330x720) (2.56 sqft.); Right Side (330x720) (2.56 sqft.)	3.10				
40	WC7245-SS				450			14.27	2.94	3.19		Left Side (330x720) (2.56 sqft.); Right Side (330x720) (2.56 sqft.)	3.49				
41	WC7530-SS	Single Shutter Without Shelf Unit		750	300	330	Prelam	11.78	1.86	2.16	PU Painted, Acrylic, Veneer, Membrane etc.	Left Side (330x750) (2.67 sqft.); Right Side (330x750) (2.67 sqft.)	2.42	1.) Wall Mounted	Suspension Brackets, Bottom Edge Profile, Handle/Knob, Hinge		CNC Cut For LED Light (Bottom/Left/Right)
42	WC7535-SS				350			12.93	2.22	2.55		Left Side (330x750) (2.67 sqft.); Right Side (330x750) (2.67 sqft.)	2.83				
43	WC7540-SS				400			14.08	2.57	2.94		Left Side (330x750) (2.67 sqft.); Right Side (330x750) (2.67 sqft.)	3.23				



# KITCHEN



Sr. No.	Item Code	Item Description	Carcass Image	H (mm)	W (mm)	D (mm) With Shutter	Material Options For Carcass	Total Sq.Ft. (Carcass + Shutters + With Visible Sides)	Carcass Sq.Ft. (18mm Board; without Visible Sides)	Carcass Sq.Ft. (18mm Board)	Material Options For Visible Sides & Shutters	Visible (Left side, Right side (mm) (Either 18mm Carcass Or Shutter Material)	Shutters (Sq.Ft.) (Without Visible Sides)	Optional Leg Styles	Optional Hardware	Final Product Image	Comments				
44	WC7545-SS				450			15.23	2.93	3.33		Left Side (330x750) (2.67 sqft.); Right Side (330x750) (2.67 sqft.)	3.63								
45	WC9030-SS	Single Shutter Without Shelf Unit		900	300	330	Prelam	13.78	1.87	2.60	PU Painted,Acrylic, Veneer, Membrane etc.	Left Side (330x900) (3.20 sqft.); Right Side (330x900) (3.20 sqft.)	2.91	1.) Wall Mounted	Suspension Brackets, Bottom Edge Profile, Handle/Knob, Hinge		CNC Cut For LED Light (Bottom/Left/ Right)				
46	WC9035-SS				350							15.09						2.22	3.07	Left Side (330x900) (3.20 sqft.); Right Side (330x900) (3.20 sqft.)	3.39
47	WC9040-SS				400							16.40						2.58	3.55	Left Side (330x900) (3.20 sqft.); Right Side (330x900) (3.20 sqft.)	3.88
48	WC9045-SS				450							17.71						2.93	4.02	Left Side (330x900) (3.20 sqft.); Right Side (330x900) (3.20 sqft.)	4.36
49	WC6030-SS_A	Single Shutter Without Shelf Unit		600	300	300	Prelam	9.23	1.70	1.71	PU Painted,Acrylic, Veneer, Membrane etc.	Left Side (300x600) (1.94 sqft.); Right Side (300x600) (1.94 sqft.)	1.94	1.) Wall Mounted	Suspension Brackets, Bottom Edge Profile, Handle/Knob, Hinge		CNC Cut For LED Light (Bottom/Left/ Right)				
50	WC6035-SS_A				350							10.18						2.02	2.02	Left Side (300x600) (1.94 sqft.); Right Side (300x600) (1.94 sqft.)	2.26
51	WC6040-SS_A				400							11.14						2.35	2.33	Left Side (300x600) (1.94 sqft.); Right Side (300x600) (1.94 sqft.)	2.58

# KITCHEN





Sr. No.	Item Code	Item Description	Carcass Image	H (mm)	W (mm)	D (mm) With Shutter	Material Options For Carcass	Total Sq.Ft. (Carcass + Shutters + With Visible Sides)	Carcass Sq.Ft. (18mm Board; without Visible Sides)	Carcass Sq.Ft. (18mm Board)	Material Options For Visible Sides & Shutters	Visible (Left side, Right side (mm) (Either 18mm Carcass Or Shutter Material)	Shutters (Sq.Ft.) (Without Visible Sides)	Optional Leg Styles	Optional Hardware	Final Product Image	Comments				
52	WC6045-SS_A				450			12.10	2.67	2.64		Left Side (300x600) (1.94 sqft.); Right Side (300x600) (1.94 sqft.)	2.91								
53	WC7230-SS_A	Single Shutter Without Shelf Unit		720	300	300	Prelam	10.75	1.70	2.07	PU Painted, Acrylic, Veneer, Membrane etc.	Left Side (300x720) (2.33 sqft.); Right Side (300x720) (2.33 sqft.)	2.33	1.) Wall Mounted	Suspension Brackets, Bottom Edge Profile, Handle/Knob, Hinge		CNC Cut For LED Light (Bottom/Left/Right)				
54	WC7235-SS_A				350							11.83						2.02	2.44	Left Side (300x720) (2.33 sqft.); Right Side (300x720) (2.33 sqft.)	2.71
55	WC7240-SS_A				400							12.92						2.34	2.82	Left Side (300x720) (2.33 sqft.); Right Side (300x720) (2.33 sqft.)	3.10
56	WC7245-SS_A				450							14.00						2.66	3.19	Left Side (300x720) (2.33 sqft.); Right Side (300x720) (2.33 sqft.)	3.49
57	WC7530-SS_A	Single Shutter Without Shelf Unit		750	300	300	Prelam	11.13	1.69	2.16	PU Painted, Acrylic, Veneer, Membrane etc.	Left Side (300x750) (2.43 sqft.); Right Side (300x750) (2.43 sqft.)	2.42	1.) Wall Mounted	Suspension Brackets, Bottom Edge Profile, Handle/Knob, Hinge		CNC Cut For LED Light (Bottom/Left/Right)				
58	WC7535-SS_A				350							12.24						2.01	2.55	Left Side (300x750) (2.43 sqft.); Right Side (300x750) (2.43 sqft.)	2.83
59	WC7540-SS_A				400							13.36						2.33	2.94	Left Side (300x750) (2.43 sqft.); Right Side (300x750) (2.43 sqft.)	3.23

# KITCHEN



Sr. No.	Item Code	Item Description	Carcass Image	H (mm)	W (mm)	D (mm) With Shutter	Material Options For Carcass	Total Sq.Ft. (Carcass + Shutters + With Visible Sides)	Carcass Sq.Ft. (18mm Board; without Visible Sides)	Carcass Sq.Ft. (18mm Board)	Material Options For Visible Sides & Shutters	Visible (Left side, Right side (mm) (Either 18mm Carcass Or Shutter Material)	Shutters (Sq.Ft.) (Without Visible Sides)	Optional Leg Styles	Optional Hardware	Final Product Image	Comments
60	WC7545-SS_A				450			14.48	2.66	3.33		Left Side (300x750) (2.43 sqft.); Right Side (300x750) (2.43 sqft.)	3.63				
61	WC9030-SS_A	Single Shutter Without Shelf Unit		900	300	300	Prelam	13.03	1.70	2.60	PU Painted, Acrylic, Veneer, Membrane etc.	Left Side (300x900) (2.91 sqft.); Right Side (300x900) (2.91 sqft.)	2.91	1.) Wall Mounted	Suspension Brackets, Bottom Edge Profile, Handle/Knob, Hinge		CNC Cut For LED Light (Bottom/Left/Right)
62	WC9035-SS_A				350			14.30	2.02	3.07		Left Side (300x900) (2.91 sqft.); Right Side (300x900) (2.91 sqft.)	3.39				
63	WC9040-SS_A				400			15.58	2.34	3.55		Left Side (300x900) (2.91 sqft.); Right Side (300x900) (2.91 sqft.)	3.88				
64	WC9045-SS_A				450			16.86	2.67	4.02		Left Side (300x900) (2.91 sqft.); Right Side (300x900) (2.91 sqft.)	4.36				
65	WC6050-DSS				500			15.29	4.85	2.95		Left Side (330x600) (2.13 sqft.); Right Side (330x600) (2.13 sqft.)	3.23				
66	WC6055-DSS	550	16.45	5.38	3.26	Left Side (330x600) (2.13 sqft.); Right Side (330x600) (2.13 sqft.)	3.55										
67	WC6060-DSS	600	17.60	5.89	3.57	Left Side (330x600) (2.13 sqft.); Right Side (330x600) (2.13 sqft.)	3.88										

Sr. No.	Item Code	Item Description	Carcass Image	H (mm)	W (mm)	D (mm) With Shutter	Material Options For Carcass	Total Sq.Ft. (Carcass + Shutters + With Visible Sides)	Carcass Sq.Ft. (18mm Board; without Visible Sides)	Carcass Sq.Ft. (18mm Board)	Material Options For Visible Sides & Shutters	Visible (Left side, Right side (mm) (Either 18mm Carcass Or Shutter Material)	Shutters (Sq.Ft.) (Without Visible Sides)	Optional Leg Styles	Optional Hardware	Final Product Image	Comments
68	WC6065-DSS	Double Shutter One Shelf Unit		600	650	330	Prelam	18.76	6.42	3.88	PU Painted, Acrylic, Veneer, Membrane etc.	Left Side (330x600) (2.13 sqft.); Right Side (330x600) (2.13 sqft.)	4.20	1.) Wall Mounted	Suspension Brackets, Bottom Edge Profile, Handle/Knob, Hinge		CNC Cut For LED Light (Bottom/Left/Right)
69	WC6070-DSS				700			19.92	6.95	4.19		Left Side (330x600) (2.13 sqft.); Right Side (330x600) (2.13 sqft.)	4.52				
70	WC6075-DSS				750			21.06	7.46	4.50		Left Side (330x600) (2.13 sqft.); Right Side (330x600) (2.13 sqft.)	4.84				
71	WC6080-DSS				800			22.23	7.99	4.81		Left Side (330x600) (2.13 sqft.); Right Side (330x600) (2.13 sqft.)	5.17				
72	WC6085-DSS				850			23.38	8.51	5.12		Left Side (330x600) (2.13 sqft.); Right Side (330x600) (2.13 sqft.)	5.49				
73	WC6090-DSS				900			24.53	9.02	5.43		Left Side (330x600) (2.13 sqft.); Right Side (330x600) (2.13 sqft.)	5.81				
74	WC7250-DSS			500				17.40	4.85	3.56		Left Side (330x720) (2.56 sqft.); Right Side (330x720) (2.56 sqft.)	3.88				
75	WC7255-DSS			550				18.69	5.37	3.94		Left Side (330x720) (2.56 sqft.); Right Side (330x720) (2.56 sqft.)	4.26				



Sr. No.	Item Code	Item Description	Carcass Image	H (mm)	W (mm)	D (mm) With Shutter	Material Options For Carcass	Total Sq.Ft. (Carcass + Shutters + With Visible Sides)	Carcass Sq.Ft. (18mm Board; without Visible Sides)	Carcass Sq.Ft. (18mm Board)	Material Options For Visible Sides & Shutters	Visible (Left side, Right side (mm) (Either 18mm Carcass Or Shutter Material)	Shutters (Sq.Ft.) (Without Visible Sides)	Optional Leg Styles	Optional Hardware	Final Product Image	Comments
76	WC7260-DSS	Double Shutter One Shelf Unit		720	600	330	Prelam	19.97	5.88	4.32	PU Painted,Acrylic, Veneer, Membrane etc.	Left Side (330x720) (2.56 sqft.); Right Side (330x720) (2.56 sqft.)	4.65	1.) Wall Mounted	Suspension Brackets, Bottom Edge Profile, Handle/Knob, Hinge		CNC Cut For LED Light (Bottom/Left/ Right)
77	WC7265-DSS				650			21.26	6.42	4.69		Left Side (330x720) (2.56 sqft.); Right Side (330x720) (2.56 sqft.)	5.04				
78	WC7270-DSS				700			22.55	6.94	5.06		Left Side (330x720) (2.56 sqft.); Right Side (330x720) (2.56 sqft.)	5.43				
79	WC7275-DSS				750			23.82	7.45	5.44		Left Side (330x720) (2.56 sqft.); Right Side (330x720) (2.56 sqft.)	5.81				
80	WC7280-DSS				800			25.12	7.98	5.81		Left Side (330x720) (2.56 sqft.); Right Side (330x720) (2.56 sqft.)	6.20				
81	WC7285-DSS				850			26.40	8.51	6.19		Left Side (330x720) (2.56 sqft.); Right Side (330x720) (2.56 sqft.)	6.59				
82	WC7290-DSS				900			27.67	9.02	6.56		Left Side (330x720) (2.56 sqft.); Right Side (330x720) (2.56 sqft.)	6.98				
83	WC7550-DSS				500			17.94	4.84	3.72		Left Side (330x750) (2.67 sqft.); Right Side (330x750) (2.67 sqft.)	4.04				
84	WC7555-DSS				550			19.25	5.36	4.11		Left Side (330x750) (2.67 sqft.); Right Side (330x750) (2.67 sqft.)	4.44				



Sr. No.	Item Code	Item Description	Carcass Image	H (mm)	W (mm)	D (mm) With Shutter	Material Options For Carcass	Total Sq.Ft. (Carcass + Shutters + With Visible Sides)	Carcass Sq.Ft. (18mm Board; without Visible Sides)	Carcass Sq.Ft. (18mm Board)	Material Options For Visible Sides & Shutters	Visible (Left side, Right side (mm) (Either 18mm Carcass Or Shutter Material)	Shutters (Sq.Ft.) (Without Visible Sides)	Optional Leg Styles	Optional Hardware	Final Product Image	Comments
85	WC7560-DSS	Double Shutter One Shelf Unit		750	600	330	Prelam	20.57	5.89	4.50	PU Painted,Acrylic, Veneer, Membrane etc.	Left Side (330x750) (2.67 sqft.); Right Side (330x750) (2.67 sqft.)	4.84	1.) Wall Mounted	Suspension Brackets, Bottom Edge Profile, Handle/Knob, Hinge		CNC Cut For LED Light (Bottom/Left/ Right)
86	WC7565-DSS				650			21.89	6.41	4.89		Left Side (330x750) (2.67 sqft.); Right Side (330x750) (2.67 sqft.)	5.25				
87	WC7570-DSS				700			23.20	6.93	5.28		Left Side (330x750) (2.67 sqft.); Right Side (330x750) (2.67 sqft.)	5.65				
88	WC7575-DSS				750			24.52	7.45	5.67		Left Side (330x750) (2.67 sqft.); Right Side (330x750) (2.67 sqft.)	6.05				
89	WC7580-DSS				800			25.84	7.98	6.06		Left Side (330x750) (2.67 sqft.); Right Side (330x750) (2.67 sqft.)	6.46				
90	WC7585-DSS				850			27.16	8.50	6.45		Left Side (330x750) (2.67 sqft.); Right Side (330x750) (2.67 sqft.)	6.86				
91	WC7590-DSS				900			28.47	9.02	6.85		Left Side (330x750) (2.67 sqft.); Right Side (330x750) (2.67 sqft.)	7.27				
92	WC9050-DSS	Double Shutter One Shelf Unit			500			20.58	4.85	4.49		Left Side (330x900) (3.20 sqft.); Right Side (330x900) (3.20 sqft.)	4.84	1.) Wall Mounted	Suspension Brackets, Bottom Edge Profile, Handle/Knob, Hinge		CNC Cut For LED Light (Bottom/Left/ Right)
93	WC9055-DSS				550			22.06	5.37	4.96		Left Side (330x900) (3.20 sqft.); Right Side (330x900) (3.20 sqft.)	5.33				
94	WC9060-DSS				600			23.54	5.89	5.43		Left Side (330x900) (3.20 sqft.); Right Side (330x900) (3.20 sqft.)	5.81				


# KITCHEN



Sr. No.	Item Code	Item Description	Carcass Image	H (mm)	W (mm)	D (mm) With Shutter	Material Options For Carcass	Total Sq.Ft. (Carcass + Shutters + With Visible Sides)	Carcass Sq.Ft. (18mm Board; without Visible Sides)	Carcass Sq.Ft. (18mm Board)	Material Options For Visible Sides & Shutters	Visible (Left side, Right side (mm) (Either 18mm Carcass Or Shutter Material)	Shutters (Sq.Ft.) (Without Visible Sides)	Optional Leg Styles	Optional Hardware	Final Product Image	Comments
95	WC9065-DSS	Double Shutter One Shelf Unit		900	650	330	Prelam	25.01	6.41	5.90	PU Painted, Acrylic, Veneer, Membrane etc.	Left Side (330x900) (3.20 sqft.); Right Side (330x900) (3.20 sqft.)	6.30	1.) Wall Mounted	Suspension Brackets, Bottom Edge Profile, Handle/Knob, Hinge		CNC Cut For LED Light (Bottom/Left/Right)
96	WC9070-DSS				700			26.49	6.94	6.37		Left Side (330x900) (3.20 sqft.); Right Side (330x900) (3.20 sqft.)	6.78				
97	WC9075-DSS				750			27.97	7.46	6.85		Left Side (330x900) (3.20 sqft.); Right Side (330x900) (3.20 sqft.)	7.27				
98	WC9080-DSS				800			29.45	7.98	7.32		Left Side (330x900) (3.20 sqft.); Right Side (330x900) (3.20 sqft.)	7.75				
99	WC9085-DSS				850			30.93	8.51	7.79		Left Side (330x900) (3.20 sqft.); Right Side (330x900) (3.20 sqft.)	8.23				
100	WC9090-DSS				900			32.41	9.03	8.26		Left Side (330x900) (3.20 sqft.); Right Side (330x900) (3.20 sqft.)	8.72				
101	WC6050-DSS_A			500	14.46	4.40	2.95	Left Side (300x600) (1.94 sqft.); Right Side (300x600) (1.94 sqft.)	3.23								
102	WC6055-DSS_A			550	15.57	4.87	3.26	Left Side (300x600) (1.94 sqft.); Right Side (300x600) (1.94 sqft.)	3.55								

Sr. No.	Item Code	Item Description	Carcass Image	H (mm)	W (mm)	D (mm) With Shutter	Material Options For Carcass	Total Sq.Ft. (Carcass + Shutters + With Visible Sides)	Carcass Sq.Ft. (18mm Board; without Visible Sides)	Carcass Sq.Ft. (18mm Board)	Material Options For Visible Sides & Shutters	Visible (Left side, Right side (mm) (Either 18mm Carcass Or Shutter Material)	Shutters (Sq.Ft.) (Without Visible Sides)	Optional Leg Styles	Optional Hardware	Final Product Image	Comments
103	WC6060-DSS_A	Double Shutter One Shelf Unit		600	600	300	Prelam	16.67	5.35	3.57	PU Painted,Acrylic, Veneer, Membrane etc.	Left Side (300x600) (1.94 sqft.); Right Side (300x600) (1.94 sqft.)	3.88	1.) Wall Mounted	Suspension Brackets, Bottom Edge Profile, Handle/Knob, Hinge		CNC Cut For LED Light (Bottom/Left/ Right)
104	WC6065-DSS_A				650			17.78	5.82	3.88		Left Side (300x600) (1.94 sqft.); Right Side (300x600) (1.94 sqft.)	4.20				
105	WC6070-DSS_A				700			18.89	6.30	4.19		Left Side (300x600) (1.94 sqft.); Right Side (300x600) (1.94 sqft.)	4.52				
106	WC6075-DSS_A				750			19.99	6.77	4.50		Left Side (300x600) (1.94 sqft.); Right Side (300x600) (1.94 sqft.)	4.84				
107	WC6080-DSS_A				800			21.10	7.24	4.81		Left Side (300x600) (1.94 sqft.); Right Side (300x600) (1.94 sqft.)	5.17				
108	WC6085-DSS_A				850			22.21	7.72	5.12		Left Side (300x600) (1.94 sqft.); Right Side (300x600) (1.94 sqft.)	5.49				
109	WC6090-DSS_A				900			23.32	8.19	5.43		Left Side (300x600) (1.94 sqft.); Right Side (300x600) (1.94 sqft.)	5.81				
110	WC7250-DSS_A			500			16.49	4.39	3.56		Left Side (300x720) (2.33 sqft.); Right Side (300x720) (2.33 sqft.)	3.88					



Sr. No.	Item Code	Item Description	Carcass Image	H (mm)	W (mm)	D (mm) With Shutter	Material Options For Carcass	Total Sq.Ft. (Carcass + Shutters + With Visible Sides)	Carcass Sq.Ft. (18mm Board; without Visible Sides)	Carcass Sq.Ft. (18mm Board)	Material Options For Visible Sides & Shutters	Visible (Left side, Right side (mm) (Either 18mm Carcass Or Shutter Material))	Shutters (Sq.Ft.) (Without Visible Sides)	Optional Leg Styles	Optional Hardware	Final Product Image	Comments
111	WC7255-DSS_A	Double Shutter One Shelf Unit		720	550	300	Prelam	17.73	4.87	3.94	PU Painted,Acrylic, Veneer, Membrane etc.	Left Side (300x720) (2.33 sqft.); Right Side (300x720) (2.33 sqft.)	4.26	1.) Wall Mounted	Suspension Brackets, Bottom Edge Profile, Handle/Knob, Hinge		CNC Cut For LED Light (Bottom/Left/Right)
112	WC7260-DSS_A				600			18.97	5.34	4.32		Left Side (300x720) (2.33 sqft.); Right Side (300x720) (2.33 sqft.)	4.65				
113	WC7265-DSS_A				650			20.20	5.82	4.69		Left Side (300x720) (2.33 sqft.); Right Side (300x720) (2.33 sqft.)	5.04				
114	WC7270-DSS_A				700			21.44	6.29	5.06		Left Side (300x720) (2.33 sqft.); Right Side (300x720) (2.33 sqft.)	5.43				
115	WC7275-DSS_A				750			22.68	6.76	5.44		Left Side (300x720) (2.33 sqft.); Right Side (300x720) (2.33 sqft.)	5.81				
116	WC7280-DSS_A				800			23.91	7.24	5.81		Left Side (300x720) (2.33 sqft.); Right Side (300x720) (2.33 sqft.)	6.20				
117	WC7285-DSS_A				850			25.15	7.71	6.19		Left Side (300x720) (2.33 sqft.); Right Side (300x720) (2.33 sqft.)	6.59				

Sr. No.	Item Code	Item Description	Carcass Image	H (mm)	W (mm)	D (mm) With Shutter	Material Options For Carcass	Total Sq.Ft. (Carcass + Shutters + With Visible Sides)	Carcass Sq.Ft. (18mm Board; without Visible Sides)	Carcass Sq.Ft. (18mm Board)	Material Options For Visible Sides & Shutters	Visible (Left side, Right side (mm) (Either 18mm Carcass Or Shutter Material))	Shutters (Sq.Ft.) (Without Visible Sides)	Optional Leg Styles	Optional Hardware	Final Product Image	Comments
118	WC7290-DSS_A				900			26.38	8.19	6.56		Left Side (300x720) (2.33 sqft.); Right Side (300x720) (2.33 sqft.)	6.98				
119	WC7550-DSS_A	Double Shutter One Shelf Unit		750	500	300	Prelam	17.00	4.39	3.72	PU Painted, Acrylic, Veneer, Membrane etc.	Left Side (300x750) (2.43 sqft.); Right Side (300x750) (2.43 sqft.)	4.04	1.) Wall Mounted	Suspension Brackets, Bottom Edge Profile, Handle/Knob, Hinge		CNC Cut For LED Light (Bottom/Left/Right)
120	WC7555-DSS_A				550			18.27	4.86	4.11		Left Side (300x750) (2.43 sqft.); Right Side (300x750) (2.43 sqft.)	4.44				
121	WC7560-DSS_A				600			19.54	5.34	4.50		Left Side (300x750) (2.43 sqft.); Right Side (300x750) (2.43 sqft.)	4.84				
122	WC7565-DSS_A				650			20.81	5.81	4.89		Left Side (300x750) (2.43 sqft.); Right Side (300x750) (2.43 sqft.)	5.25				
123	WC7570-DSS_A				700			22.08	6.28	5.28		Left Side (300x750) (2.43 sqft.); Right Side (300x750) (2.43 sqft.)	5.65				
124	WC7575-DSS_A				750			23.35	6.76	5.67		Left Side (300x750) (2.43 sqft.); Right Side (300x750) (2.43 sqft.)	6.05				

Sr. No.	Item Code	Item Description	Carcass Image	H (mm)	W (mm)	D (mm) With Shutter	Material Options For Carcass	Total Sq.Ft. (Carcass + Shutters + With Visible Sides)	Carcass Sq.Ft. (18mm Board; without Visible Sides)	Carcass Sq.Ft. (18mm Board)	Material Options For Visible Sides & Shutters	Visible (Left side, Right side (mm) (Either 18mm Carcass Or Shutter Material)	Shutters (Sq.Ft.) (Without Visible Sides)	Optional Leg Styles	Optional Hardware	Final Product Image	Comments
125	WC7580-DSS_A	Double Shutter One Shelf Unit		900	800	300	Prelam	24.62	7.23	6.06	PU Painted, Acrylic, Veneer, Membrane etc.	Left Side (300x750) (2.43 sqft.); Right Side (300x750) (2.43 sqft.)	6.46	1.) Wall Mounted	Suspension Brackets, Bottom Edge Profile, Handle/Knob, Hinge		CNC Cut For LED Light (Bottom/Left/ Right)
126	WC7585-DSS_A				850			25.88	7.71	6.45		Left Side (300x750) (2.43 sqft.); Right Side (300x750) (2.43 sqft.)	6.86				
127	WC7590-DSS_A				900			27.15	8.18	6.85		Left Side (300x750) (2.43 sqft.); Right Side (300x750) (2.43 sqft.)	7.27				
128	WC9050-DSS_A	Double Shutter One Shelf Unit		900	500	300	Prelam	19.55	4.40	4.49	PU Painted, Acrylic, Veneer, Membrane etc.	Left Side (300x900) (2.91 sqft.); Right Side (300x900) (2.91 sqft.)	4.84	1.) Wall Mounted	Suspension Brackets, Bottom Edge Profile, Handle/Knob, Hinge		CNC Cut For LED Light (Bottom/Left/ Right)
129	WC9055-DSS_A				550			20.98	4.87	4.96		Left Side (300x900) (2.91 sqft.); Right Side (300x900) (2.91 sqft.)	5.33				
130	WC9060-DSS_A				600			22.41	5.34	5.43		Left Side (300x900) (2.91 sqft.); Right Side (300x900) (2.91 sqft.)	5.81				
131	WC9065-DSS_A				650			23.84	5.82	5.90		Left Side (300x900) (2.91 sqft.); Right Side (300x900) (2.91 sqft.)	6.30				
132	WC9070-DSS_A				700			25.27	6.29	6.37		Left Side (300x900) (2.91 sqft.); Right Side (300x900) (2.91 sqft.)	6.78				
133	WC9075-DSS_A				750			26.70	6.77	6.85		Left Side (300x900) (2.91 sqft.); Right Side (300x900) (2.91 sqft.)	7.27				
134	WC9080-DSS_A	800	28.13	7.24	7.32	Left Side (300x900) (2.91 sqft.); Right Side (300x900) (2.91 sqft.)	7.75										



Sr. No.	Item Code	Item Description	Carcass Image	H (mm)	W (mm)	D (mm) With Shutter	Material Options For Carcass	Total Sq.Ft. (Carcass + Shutters + With Visible Sides)	Carcass Sq.Ft. (18mm Board; without Visible Sides)	Carcass Sq.Ft. (18mm Board)	Material Options For Visible Sides & Shutters	Visible (Left side, Right side (mm) (Either 18mm Carcass Or Shutter Material)	Shutters (Sq.Ft.) (Without Visible Sides)	Optional Leg Styles	Optional Hardware	Final Product Image	Comments
135	WC9085-DSS_A				850			29.56	7.72	7.79		Left Side (300x900) (2.91 sqft.); Right Side (300x900) (2.91 sqft.)	8.23				
136	WC9090-DSS_A				900			30.99	8.19	8.26		Left Side (300x900) (2.91 sqft.); Right Side (300x900) (2.91 sqft.)	8.72				
137	WC6050-DS	Double Shutter Without Shelf Unit		600	500	330	Prelam	13.74	3.30	2.95	PU Painted, Acrylic, Veneer, Membrane etc.	Left Side (330x600) (2.13 sqft.); Right Side (330x600) (2.13 sqft.)	3.23	1.) Wall Mounted	Suspension Brackets, Bottom Edge Profile, Handle/Knob, Hinge		CNC Cut For LED Light (Bottom/Left/Right)
138	WC6055-DS				550			14.73	3.65	3.26		Left Side (330x600) (2.13 sqft.); Right Side (330x600) (2.13 sqft.)	3.55				
139	WC6060-DS				600			15.72	4.01	3.57		Left Side (330x600) (2.13 sqft.); Right Side (330x600) (2.13 sqft.)	3.88				
140	WC6065-DS				650			16.70	4.36	3.88		Left Side (330x600) (2.13 sqft.); Right Side (330x600) (2.13 sqft.)	4.20				
141	WC6070-DS				700			17.69	4.72	4.19		Left Side (330x600) (2.13 sqft.); Right Side (330x600) (2.13 sqft.)	4.52				
142	WC6075-DS				750			18.68	5.07	4.50		Left Side (330x600) (2.13 sqft.); Right Side (330x600) (2.13 sqft.)	4.84				
143	WC6080-DS				800			19.67	5.43	4.81		Left Side (330x600) (2.13 sqft.); Right Side (330x600) (2.13 sqft.)	5.17				
144	WC6085-DS				850			20.66	5.79	5.12		Left Side (330x600) (2.13 sqft.); Right Side (330x600) (2.13 sqft.)	5.49				



# KITCHEN

Sr. No.	Item Code	Item Description	Carcass Image	H (mm)	W (mm)	D (mm) With Shutter	Material Options For Carcass	Total Sq.Ft. (Carcass + Shutters + With Visible Sides)	Carcass Sq.Ft. (18mm Board; without Visible Sides)	Carcass Sq.Ft. (18mm Board)	Material Options For Visible Sides & Shutters	Visible (Left side, Right side (mm) (Either 18mm Carcass Or Shutter Material)	Shutters (Sq.Ft.) (Without Visible Sides)	Optional Leg Styles	Optional Hardware	Final Product Image	Comments
145	WC6090-DS				900			21.64	6.14	5.43		Left Side (330x600) (2.13 sqft.); Right Side (330x600) (2.13 sqft.)	5.81				
146	WC7250-DS	Double Shutter Without Shelf Unit		720	500	330	Prelam	15.85	3.29	3.57	PU Painted, Acrylic, Veneer, Membrane etc.	Left Side (330x720) (2.56 sqft.); Right Side (330x720) (2.56 sqft.)	3.88	1.) Wall Mounted	Suspension Brackets, Bottom Edge Profile, Handle/Knob, Hinge		CNC Cut For LED Light (Bottom/Left/Right)
147	WC7255-DS				550			16.97	3.65	3.94		Left Side (330x720) (2.56 sqft.); Right Side (330x720) (2.56 sqft.)	4.26				
148	WC7260-DS				600			18.09	4.00	4.32		Left Side (330x720) (2.56 sqft.); Right Side (330x720) (2.56 sqft.)	4.65				
149	WC7265-DS				650			19.20	4.36	4.69		Left Side (330x720) (2.56 sqft.); Right Side (330x720) (2.56 sqft.)	5.04				
150	WC7270-DS				700			20.32	4.71	5.06		Left Side (330x720) (2.56 sqft.); Right Side (330x720) (2.56 sqft.)	5.43				
151	WC7275-DS				750			21.44	5.07	5.44		Left Side (330x720) (2.56 sqft.); Right Side (330x720) (2.56 sqft.)	5.81				
152	WC7280-DS				800			22.56	5.42	5.81		Left Side (330x720) (2.56 sqft.); Right Side (330x720) (2.56 sqft.)	6.20				
153	WC7285-DS				850			23.67	5.78	6.19		Left Side (330x720) (2.56 sqft.); Right Side (330x720) (2.56 sqft.)	6.59				
154	WC7290-DS				900			24.79	6.13	6.56		Left Side (330x720) (2.56 sqft.); Right Side (330x720) (2.56 sqft.)	6.98				
155	WC7550-DS				500			16.38	3.28	3.72		Left Side (330x750) (2.67 sqft.); Right Side (330x750) (2.67 sqft.)	4.04				

Sr. No.	Item Code	Item Description	Carcass Image	H (mm)	W (mm)	D (mm) With Shutter	Material Options For Carcass	Total Sq.Ft. (Carcass + Shutters + With Visible Sides)	Carcass Sq.Ft. (18mm Board; without Visible Sides)	Carcass Sq.Ft. (18mm Board)	Material Options For Visible Sides & Shutters	Visible (Left side, Right side (mm) (Either 18mm Carcass Or Shutter Material)	Shutters (Sq.Ft.) (Without Visible Sides)	Optional Leg Styles	Optional Hardware	Final Product Image	Comments
156	WC7555-DS	Double Shutter Without Shelf Unit		750	550	330	Prelam	17.53	3.64	4.11	PU Painted, Acrylic, Veneer, Membrane etc.	Left Side (330x750) (2.67 sqft.); Right Side (330x750) (2.67 sqft.)	4.44	1.) Wall Mounted	Suspension Brackets, Bottom Edge Profile, Handle/Knob, Hinge		CNC Cut For LED Light (Bottom/Left/Right)
157	WC7560-DS				600			18.68	3.99	4.50		Left Side (330x750) (2.67 sqft.); Right Side (330x750) (2.67 sqft.)	4.84				
158	WC7565-DS				650			19.83	4.35	4.89		Left Side (330x750) (2.67 sqft.); Right Side (330x750) (2.67 sqft.)	5.25				
159	WC7570-DS				700			20.98	4.71	5.28		Left Side (330x750) (2.67 sqft.); Right Side (330x750) (2.67 sqft.)	5.65				
160	WC7575-DS				750			22.13	5.06	5.67		Left Side (330x750) (2.67 sqft.); Right Side (330x750) (2.67 sqft.)	6.05				
161	WC7580-DS				800			23.28	5.42	6.06		Left Side (330x750) (2.67 sqft.); Right Side (330x750) (2.67 sqft.)	6.46				

# KITCHEN



Sr. No.	Item Code	Item Description	Carcass Image	H (mm)	W (mm)	D (mm) With Shutter	Material Options For Carcass	Total Sq.Ft. (Carcass + Shutters + With Visible Sides)	Carcass Sq.Ft. (18mm Board; without Visible Sides)	Carcass Sq.Ft. (18mm Board)	Material Options For Visible Sides & Shutters	Visible (Left side, Right side (mm) (Either 18mm Carcass Or Shutter Material)	Shutters (Sq.Ft.) (Without Visible Sides)	Optional Leg Styles	Optional Hardware	Final Product Image	Comments
162	WC7585-DS				850			24.43	5.77	6.45		Left Side (330x750) (2.67 sqft.); Right Side (330x750) (2.67 sqft.)	6.86				
163	WC7590-DS				900			25.58	6.13	6.85		Left Side (330x750) (2.67 sqft.); Right Side (330x750) (2.67 sqft.)	7.27				
164	WC9050-DS			900	500	330	Prelam	19.02	3.29	4.49	PU Painted,Acrylic, Veneer, Membrane etc.	Left Side (330x900) (3.20 sqft.); Right Side (330x900) (3.20 sqft.)	4.84	1.) Wall Mounted	Suspension Brackets, Bottom Edge Profile, Handle/Knob, Hinge		CNC Cut For LED Light (Bottom/Left/Right)
165	WC9055-DS	550			20.33			3.65	4.96	Left Side (330x900) (3.20 sqft.); Right Side (330x900) (3.20 sqft.)		5.33					
166	WC9060-DS	600			21.64			4.00	5.43	Left Side (330x900) (3.20 sqft.); Right Side (330x900) (3.20 sqft.)		5.81					
167	WC9065-DS	650			22.96			4.36	5.90	Left Side (330x900) (3.20 sqft.); Right Side (330x900) (3.20 sqft.)		6.30					
168	WC9070-DS	700			24.27			4.71	6.37	Left Side (330x900) (3.20 sqft.); Right Side (330x900) (3.20 sqft.)		6.78					
169	WC9075-DS	750			25.58			5.07	6.85	Left Side (330x900) (3.20 sqft.); Right Side (330x900) (3.20 sqft.)		7.27					
170	WC9080-DS	800			26.89			5.42	7.32	Left Side (330x900) (3.20 sqft.); Right Side (330x900) (3.20 sqft.)		7.75					
171	WC9085-DS	850			28.20			5.78	7.79	Left Side (330x900) (3.20 sqft.); Right Side (330x900) (3.20 sqft.)		8.23					

Sr. No.	Item Code	Item Description	Carcass Image	H (mm)	W (mm)	D (mm) With Shutter	Material Options For Carcass	Total Sq.Ft. (Carcass + Shutters + With Visible Sides)	Carcass Sq.Ft. (18mm Board; without Visible Sides)	Carcass Sq.Ft. (18mm Board)	Material Options For Visible Sides & Shutters	Visible (Left side, Right side (mm) (Either 18mm Carcass Or Shutter Material)	Shutters (Sq.Ft.) (Without Visible Sides)	Optional Leg Styles	Optional Hardware	Final Product Image	Comments
172	WC9090-DS				900			29.51	6.13	8.26		Left Side (330x900) (3.20 sqft.); Right Side (330x900) (3.20 sqft.)	8.72				
173	WC6050-DS_A	Double Shutter Without Shelf Unit		600	500	300	Prelam	13.05	2.99	2.95	PU Painted, Acrylic, Veneer, Membrane etc.	Left Side (300x600) (1.94 sqft.); Right Side (300x600) (1.94 sqft.)	3.23	1.) Wall Mounted	Suspension Brackets, Bottom Edge Profile, Handle/Knob, Hinge		CNC Cut For LED Light (Bottom/Left/Right)
174	WC6055-DS_A				550			14.01	3.31	3.26		Left Side (300x600) (1.94 sqft.); Right Side (300x600) (1.94 sqft.)	3.55				
175	WC6060-DS_A				600			14.96	3.64	3.57		Left Side (300x600) (1.94 sqft.); Right Side (300x600) (1.94 sqft.)	3.88				
176	WC6065-DS_A				650			15.92	3.96	3.88		Left Side (300x600) (1.94 sqft.); Right Side (300x600) (1.94 sqft.)	4.20				
177	WC6070-DS_A				700			16.88	4.28	4.19		Left Side (300x600) (1.94 sqft.); Right Side (300x600) (1.94 sqft.)	4.52				
178	WC6075-DS_A				750			17.83	4.61	4.50		Left Side (300x600) (1.94 sqft.); Right Side (300x600) (1.94 sqft.)	4.84				
179	WC6080-DS_A				800			18.79	4.93	4.81		Left Side (300x600) (1.94 sqft.); Right Side (300x600) (1.94 sqft.)	5.17				
180	WC6085-DS_A				850			19.74	5.25	5.12		Left Side (300x600) (1.94 sqft.); Right Side (300x600) (1.94 sqft.)	5.49				
181	WC6090-DS_A				900			20.70	5.58	5.43		Left Side (300x600) (1.94 sqft.); Right Side (300x600) (1.94 sqft.)	5.81				
182	WC7250-DS_A			500			15.09	2.99	3.57		Left Side (300x720) (2.33 sqft.); Right Side (300x720) (2.33 sqft.)	3.88					




Sr. No.	Item Code	Item Description	Carcass Image	H (mm)	W (mm)	D (mm) With Shutter	Material Options For Carcass	Total Sq.Ft. (Carcass + Shutters + With Visible Sides)	Carcass Sq.Ft. (18mm Board; without Visible Sides)	Carcass Sq.Ft. (18mm Board)	Material Options For Visible Sides & Shutters	Visible (Left side, Right side (mm) (Either 18mm Carcass Or Shutter Material)	Shutters (Sq.Ft.) (Without Visible Sides)	Optional Leg Styles	Optional Hardware	Final Product Image	Comments
183	WC7255-DS_A	Double Shutter Without Shelf Unit		720	550	300	Prelam	16.17	3.31	3.94	PU Painted,Acrylic, Veneer, Membrane etc.	Left Side (300x720) (2.33 sqft.); Right Side (300x720) (2.33 sqft.)	4.26	1.) Wall Mounted	Suspension Brackets, Bottom Edge Profile, Handle/Knob, Hinge		CNC Cut For LED Light (Bottom/Left/ Right)
184	WC7260-DS_A				600			17.26	3.63	4.32		Left Side (300x720) (2.33 sqft.); Right Side (300x720) (2.33 sqft.)	4.65				
185	WC7265-DS_A				650			18.34	3.96	4.69		Left Side (300x720) (2.33 sqft.); Right Side (300x720) (2.33 sqft.)	5.04				
186	WC7270-DS_A				700			19.43	4.28	5.06		Left Side (300x720) (2.33 sqft.); Right Side (300x720) (2.33 sqft.)	5.43				
187	WC7275-DS_A				750			20.51	4.60	5.44		Left Side (300x720) (2.33 sqft.); Right Side (300x720) (2.33 sqft.)	5.81				
188	WC7280-DS_A				800			21.60	4.92	5.81		Left Side (300x720) (2.33 sqft.); Right Side (300x720) (2.33 sqft.)	6.20				
189	WC7285-DS_A				850			22.68	5.25	6.19		Left Side (300x720) (2.33 sqft.); Right Side (300x720) (2.33 sqft.)	6.59				
190	WC7290-DS_A				900			23.77	5.57	6.56		Left Side (300x720) (2.33 sqft.); Right Side (300x720) (2.33 sqft.)	6.98				
191	WC7550-DS_A				500			15.60	2.98	3.72		Left Side (300x750) (2.43 sqft.); Right Side (300x750) (2.43 sqft.)	4.04				
192	WC7555-DS_A				550			16.71	3.30	4.11		Left Side (300x750) (2.43 sqft.); Right Side (300x750) (2.43 sqft.)	4.44				

Sr. No.	Item Code	Item Description	Carcass Image	H (mm)	W (mm)	D (mm) With Shutter	Material Options For Carcass	Total Sq.Ft. (Carcass + Shutters + With Visible Sides)	Carcass Sq.Ft. (18mm Board; without Visible Sides)	Carcass Sq.Ft. (18mm Board)	Material Options For Visible Sides & Shutters	Visible (Left side, Right side (mm) (Either 18mm Carcass Or Shutter Material)	Shutters (Sq.Ft.) (Without Visible Sides)	Optional Leg Styles	Optional Hardware	Final Product Image	Comments
193	WC7560-DS_A	Double Shutter Without Shelf Unit		750	600	300	Prelam	17.83	3.63	4.50	PU Painted,Acrylic, Veneer, Membrane etc.	Left Side (300x750) (2.43 sqft.); Right Side (300x750) (2.43 sqft.)	4.84	1.) Wall Mounted	Suspension Brackets, Bottom Edge Profile, Handle/Knob, Hinge		CNC Cut For LED Light (Bottom/Left/ Right)
194	WC7565-DS_A				650			18.95	3.95	4.89		Left Side (300x750) (2.43 sqft.); Right Side (300x750) (2.43 sqft.)	5.25				
195	WC7570-DS_A				700			20.07	4.27	5.28		Left Side (300x750) (2.43 sqft.); Right Side (300x750) (2.43 sqft.)	5.65				
196	WC7575-DS_A				750			21.18	4.60	5.67		Left Side (300x750) (2.43 sqft.); Right Side (300x750) (2.43 sqft.)	6.05				
197	WC7580-DS_A				800			22.30	4.92	6.06		Left Side (300x750) (2.43 sqft.); Right Side (300x750) (2.43 sqft.)	6.46				
198	WC7585-DS_A				850			23.42	5.24	6.45		Left Side (300x750) (2.43 sqft.); Right Side (300x750) (2.43 sqft.)	6.86				
199	WC7590-DS_A				900			24.53	5.56	6.85		Left Side (300x750) (2.43 sqft.); Right Side (300x750) (2.43 sqft.)	7.27				
200	WC9050-DS_A			500			18.14	2.99	4.49		Left Side (300x900) (2.91 sqft.); Right Side (300x900) (2.91 sqft.)	4.84					





# KITCHEN





Sr. No.	Item Code	Item Description	Carcass Image	H (mm)	W (mm)	D (mm) With Shutter	Material Options For Carcass	Total Sq.Ft. (Carcass + Shutters + With Visible Sides)	Carcass Sq.Ft. (18mm Board; without Visible Sides)	Carcass Sq.Ft. (18mm Board)	Material Options For Visible Sides & Shutters	Visible (Left side, Right side (mm) (Either 18mm Carcass Or Shutter Material)	Shutters (Sq.Ft.) (Without Visible Sides)	Optional Leg Styles	Optional Hardware	Final Product Image	Comments
201	WC9055-DS_A	Double Shutter Without Shelf Unit		900	550	300	Prelam	19.42	3.31	4.96	PU Painted,Acrylic, Veneer, Membrane etc.	Left Side (300x900) (2.91 sqft.); Right Side (300x900) (2.91 sqft.)	5.33	1.) Wall Mounted	Suspension Brackets, Bottom Edge Profile, Handle/Knob, Hinge		CNC Cut For LED Light (Bottom/Left/ Right)
202	WC9060-DS_A				600			20.70	3.64	5.43		Left Side (300x900) (2.91 sqft.); Right Side (300x900) (2.91 sqft.)	5.81				
203	WC9065-DS_A				650			21.98	3.96	5.90		Left Side (300x900) (2.91 sqft.); Right Side (300x900) (2.91 sqft.)	6.30				
204	WC9070-DS_A				700			23.26	4.28	6.37		Left Side (300x900) (2.91 sqft.); Right Side (300x900) (2.91 sqft.)	6.78				
205	WC9075-DS_A				750			24.53	4.60	6.85		Left Side (300x900) (2.91 sqft.); Right Side (300x900) (2.91 sqft.)	7.27				
206	WC9080-DS_A				800			25.81	4.93	7.32		Left Side (300x900) (2.91 sqft.); Right Side (300x900) (2.91 sqft.)	7.75				
207	WC9085-DS_A				850			27.09	5.25	7.79		Left Side (300x900) (2.91 sqft.); Right Side (300x900) (2.91 sqft.)	8.23				
208	WC9090-DS_A				900			28.37	5.57	8.26		Left Side (300x900) (2.91 sqft.); Right Side (300x900) (2.91 sqft.)	8.72				

# KITCHEN





Sr. No.	Item Code	Item Description	Carcass Image	H (mm)	W (mm)	D (mm) With Shutter	Material Options For Carcass	Total Sq.Ft. (Carcass + Shutters + With Visible Sides)	Carcass Sq.Ft. (18mm Board; without Visible Sides)	Carcass Sq.Ft. (18mm Board)	Material Options For Visible Sides & Shutters	Visible (Left side, Right side (mm) (Either 18mm Carcass Or Shutter Material)	Shutters (Sq.Ft.) (Without Visible Sides)	Optional Leg Styles	Optional Hardware	Final Product Image	Comments
209	WC6060-BU	Blind One Shelf Unit (Left/Right)		600	600	330	Prelam	17.77	8.20	3.57	PU Painted,Acrylic, Veneer, Membrane etc.	Left Side (330x600) (2.13 sqft.); Right Side (330x600) (2.13 sqft.)	1.74	1.) Wall Mounted	Suspension Brackets, Bottom Edge Profile, Handle/Knob, Hinge		CNC Cut For LED Light (Bottom/Left/ Right)
210	WC6075-BU			750	21.17			9.70	4.50	Left Side (330x600) (2.13 sqft.); Right Side (330x600) (2.13 sqft.)		2.71					
211	WC6090-BU			900	24.67			11.30	5.43	Left Side (330x600) (2.13 sqft.); Right Side (330x600) (2.13 sqft.)		3.68					
212	WC6010-BU			1000	26.98			12.34	6.05	Left Side (330x600) (2.13 sqft.); Right Side (330x600) (2.13 sqft.)		4.33					
213	WC7260-BU	Blind One Shelf Unit (Left/Right)		720	600	330	Prelam	20.13	8.61	4.32	PU Painted,Acrylic, Veneer, Membrane etc.	Left Side (330x720) (2.56 sqft.); Right Side (330x720) (2.56 sqft.)	2.09	1.) Wall Mounted	Suspension Brackets, Bottom Edge Profile, Handle/Knob, Hinge		CNC Cut For LED Light (Bottom/Left/ Right)
214	WC7275-BU			750	23.99			10.17	5.44	Left Side (330x720) (2.56 sqft.); Right Side (330x720) (2.56 sqft.)		3.26					
215	WC7290-BU			900	27.84			11.74	6.56	Left Side (330x720) (2.56 sqft.); Right Side (330x720) (2.56 sqft.)		4.42					
216	WC7210-BU			1000	30.41			12.79	7.31	Left Side (330x720) (2.56 sqft.); Right Side (330x720) (2.56 sqft.)		5.19					

# KITCHEN







Sr. No.	Item Code	Item Description	Carcass Image	H (mm)	W (mm)	D (mm) With Shutter	Material Options For Carcass	Total Sq.Ft. (Carcass + Shutters + With Visible Sides)	Carcass Sq.Ft. (18mm Board; without Visible Sides)	Carcass Sq.Ft. (18mm Board)	Material Options For Visible Sides & Shutters	Visible (Left side, Right side (mm) (Either 18mm Carcass Or Shutter Material)	Shutters (Sq.Ft.) (Without Visible Sides)	Optional Leg Styles	Optional Hardware	Final Product Image	Comments
217	WC7560-BU	Blind One Shelf Unit (Left/Right)		750	600	330	Prelam	20.73	8.71	4.50	PU Painted, Acrylic, Veneer, Membrane etc.	Left Side (330x750) (2.67 sqft.); Right Side (330x750) (2.67 sqft.)	2.18	1.) Wall Mounted	Suspension Brackets, Bottom Edge Profile, Handle/Knob, Hinge		CNC Cut For LED Light (Bottom/Left/ Right)
218	WC7575-BU			750	750			24.68	10.28	5.67		Left Side (330x750) (2.67 sqft.); Right Side (330x750) (2.67 sqft.)	3.39				
219	WC7590-BU			900	28.64			11.85	6.85	Left Side (330x750) (2.67 sqft.); Right Side (330x750) (2.67 sqft.)		4.60					
220	WC7510-BU			1000	31.27			12.89	7.63	Left Side (330x750) (2.67 sqft.); Right Side (330x750) (2.67 sqft.)		5.41					
221	WC9060-BU	Blind One Shelf Unit (Left/Right)		900	600	330	Prelam	23.73	9.28	5.43	PU Painted, Acrylic, Veneer, Membrane etc.	Left Side (330x900) (3.20 sqft.); Right Side (330x900) (3.20 sqft.)	2.62	1.) Wall Mounted	Suspension Brackets, Bottom Edge Profile, Handle/Knob, Hinge		CNC Cut For LED Light (Bottom/Left/ Right)
222	WC9075-BU			900	750			28.17	10.85	6.85		Left Side (330x900) (3.20 sqft.); Right Side (330x900) (3.20 sqft.)	4.07				
223	WC9090-BU			900	32.60			12.42	8.26	Left Side (330x900) (3.20 sqft.); Right Side (330x900) (3.20 sqft.)		5.52					
224	WC9010-BU			1000	35.56			13.47	9.20	Left Side (330x900) (3.20 sqft.); Right Side (330x900) (3.20 sqft.)		6.49					







Sr. No.	Item Code	Item Description	Carcass Image	H (mm)	W (mm)	D (mm) With Shutter	Material Options For Carcass	Total Sq.Ft. (Carcass + Shutters + With Visible Sides)	Carcass Sq.Ft. (18mm Board; without Visible Sides)	Carcass Sq.Ft. (18mm Board)	Material Options For Visible Sides & Shutters	Visible (Left side, Right side (mm) (Either 18mm Carcass Or Shutter Material)	Shutters (Sq.Ft.) (Without Visible Sides)	Optional Leg Styles	Optional Hardware	Final Product Image	Comments
225	WC6060-BU_A	Blind One Shelf Unit (Left/Right)		600	600	300	Prelam	17.00	7.61	3.57	PU Painted,Acrylic, Veneer, Membrane etc.	Left Side (300x600) (1.94 sqft.); Right Side (300x600) (1.94 sqft.)	1.94	1.) Wall Mounted	Suspension Brackets, Bottom Edge Profile, Handle/Knob, Hinge		CNC Cut For LED Light (Bottom/Left/ Right)
226	WC6075-BU_A				750			20.32	9.03	4.50		Left Side (300x600) (1.94 sqft.); Right Side (300x600) (1.94 sqft.)	2.91				
227	WC6090-BU_A				900			23.64	10.45	5.43		Left Side (300x600) (1.94 sqft.); Right Side (300x600) (1.94 sqft.)	3.88				
228	WC6010-BU_A				1000			25.85	11.40	6.05		Left Side (300x600) (1.94 sqft.); Right Side (300x600) (1.94 sqft.)	4.52				
229	WC7260-BU_A	Blind One Shelf Unit (Left/Right)		720	600	300	Prelam	19.35	8.05	4.32	PU Painted,Acrylic, Veneer, Membrane etc.	Left Side (300x720) (2.33 sqft.); Right Side (300x720) (2.33 sqft.)	2.33	1.) Wall Mounted	Suspension Brackets, Bottom Edge Profile, Handle/Knob, Hinge		CNC Cut For LED Light (Bottom/Left/ Right)
230	WC7275-BU_A				750			27.72	14.14	5.44		Left Side (300x720) (2.33 sqft.); Right Side (300x720) (2.33 sqft.)	3.49				
231	WC7290-BU_A				900			31.43	15.56	6.56		Left Side (300x720) (2.33 sqft.); Right Side (300x720) (2.33 sqft.)	4.65				
232	WC7210-BU_A				1000			33.91	16.51	7.31		Left Side (300x720) (2.33 sqft.); Right Side (300x720) (2.33 sqft.)	5.43				

# KITCHEN







Sr. No.	Item Code	Item Description	Carcass Image	H (mm)	W (mm)	D (mm) With Shutter	Material Options For Carcass	Total Sq.Ft. (Carcass + Shutters + With Visible Sides)	Carcass Sq.Ft. (18mm Board; without Visible Sides)	Carcass Sq.Ft. (18mm Board)	Material Options For Visible Sides & Shutters	Visible (Left side, Right side (mm) (Either 18mm Carcass Or Shutter Material)	Shutters (Sq.Ft.) (Without Visible Sides)	Optional Leg Styles	Optional Hardware	Final Product Image	Comments
233	WC7560-BU_A	Blind One Shelf Unit (Left/Right)		750	600	300	Prelam	19.94	8.16	4.50	PU Painted, Acrylic, Veneer, Membrane etc.	Left Side (300x750) (2.43 sqft.); Right Side (300x750) (2.43 sqft.)	2.42	1.) Wall Mounted	Suspension Brackets, Bottom Edge Profile, Handle/Knob, Hinge		CNC Cut For LED Light (Bottom/Left/ Right)
234	WC7575-BU_A			750	750			23.75	9.58	5.67		Left Side (300x750) (2.43 sqft.); Right Side (300x750) (2.43 sqft.)	3.63				
235	WC7590-BU_A			900	27.56			11.01	6.85	Left Side (300x750) (2.43 sqft.); Right Side (300x750) (2.43 sqft.)		4.84					
236	WC7510-BU_A			1000	30.09			11.96	7.63	Left Side (300x750) (2.43 sqft.); Right Side (300x750) (2.43 sqft.)		5.65					
237	WC9060-BU_A	Blind One Shelf Unit (Left/Right)		900	600	300	Prelam	22.89	8.73	5.43	PU Painted, Acrylic, Veneer, Membrane etc.	Left Side (300x900) (2.91 sqft.); Right Side (300x900) (2.91 sqft.)	2.91	1.) Wall Mounted	Suspension Brackets, Bottom Edge Profile, Handle/Knob, Hinge		CNC Cut For LED Light (Bottom/Left/ Right)
238	WC9075-BU_A			750	27.18			10.16	6.85	Left Side (300x900) (2.91 sqft.); Right Side (300x900) (2.91 sqft.)		4.36					
239	WC9090-BU_A			900	31.47			11.58	8.26	Left Side (300x900) (2.91 sqft.); Right Side (300x900) (2.91 sqft.)		5.81					
240	WC9010-BU_A			1000	34.33			12.53	9.20	Left Side (300x900) (2.91 sqft.); Right Side (300x900) (2.91 sqft.)		6.78					
241	WC6045-RO				450			10.42	3.26	-		Left Side (330x600) (2.13 sqft.); Right Side (330x600) (2.13 sqft.)	2.91				

# KITCHEN











Sr. No.	Item Code	Item Description	Carcass Image	H (mm)	W (mm)	D (mm) With Shutter	Material Options For Carcass	Total Sq.Ft. (Carcass + Shutters + With Visible Sides)	Carcass Sq.Ft. (18mm Board; without Visible Sides)	Carcass Sq.Ft. (18mm Board)	Material Options For Visible Sides & Shutters	Visible (Left side, Right side (mm) (Either 18mm Carcass Or Shutter Material)	Shutters (Sq.Ft.) (Without Visible Sides)	Optional Leg Styles	Optional Hardware	Final Product Image	Comments		
242	WC6060-RO	RO/Geyser Box		600	600	330	Prelam	12.57	4.43	-	PU Painted, Acrylic, Veneer, Membrane etc.	Left Side (330x600) (2.13 sqft.);	3.88	1.) Wall Mounted	Fasteners, Bottom Edge Profile, Handle/Knob, Hinge		-		
243	WC6075-RO				750							Left Side (330x600) (2.13 sqft.);						Right Side (330x600) (2.13 sqft.)	4.84
244	WC6090-RO				900							Left Side (330x600) (2.13 sqft.);						Right Side (330x600) (2.13 sqft.)	5.81
245	WC7245-RO	RO/Geyser Box		720	450	330	Prelam	11.86	3.25	-	PU Painted, Acrylic, Veneer, Membrane etc.	Left Side (330x720) (2.56 sqft.);	3.49	1.) Wall Mounted	Fasteners, Bottom Edge Profile, Handle/Knob, Hinge		-		
246	WC7260-RO				600							Left Side (330x720) (2.56 sqft.);						Right Side (330x720) (2.56 sqft.)	4.65
247	WC7275-RO				750							Left Side (330x720) (2.56 sqft.);						Right Side (330x720) (2.56 sqft.)	5.81
248	WC7290-RO				900							Left Side (330x720) (2.56 sqft.);						Right Side (330x720) (2.56 sqft.)	6.98
249	WC7545-RO	RO/Geyser Box		750	450	330	Prelam	12.21	3.24	-	PU Painted, Acrylic, Veneer, Membrane etc.	Left Side (330x750) (2.67 sqft.);	3.63	1.) Wall Mounted	Fasteners, Bottom Edge Profile, Handle/Knob, Hinge		-		
250	WC7560-RO				600							Left Side (330x750) (2.67 sqft.);						Right Side (330x750) (2.67 sqft.)	4.84
251	WC7575-RO				750							Left Side (330x750) (2.67 sqft.);						Right Side (330x750) (2.67 sqft.)	6.05
252	WC7590-RO				900							Left Side (330x750) (2.67 sqft.);						Right Side (330x750) (2.67 sqft.)	7.27

Sr. No.	Item Code	Item Description	Carcass Image	H (mm)	W (mm)	D (mm) With Shutter	Material Options For Carcass	Total Sq.Ft. (Carcass + Shutters + With Visible Sides)	Carcass Sq.Ft. (18mm Board; without Visible Sides)	Carcass Sq.Ft. (18mm Board)	Material Options For Visible Sides & Shutters	Visible (Left side, Right side (mm) (Either 18mm Carcass Or Shutter Material)	Shutters (Sq.Ft.) (Without Visible Sides)	Optional Leg Styles	Optional Hardware	Final Product Image	Comments
253	WC9045-RO	RO/Geyser Box		900	450	330	Prelam	14.01	3.25	-	PU Painted, Acrylic, Veneer, Membrane etc.	Left Side (330x900) (3.20 sqft.); Right Side (330x900) (3.20 sqft.)	4.36	1.) Wall Mounted	Fasteners, Bottom Edge Profile, Handle/Knob, Hinge		-
254	WC9060-RO				600			16.64	4.43	-		Left Side (330x900) (3.20 sqft.); Right Side (330x900) (3.20 sqft.)	5.81				
255	WC9075-RO				750			19.27	5.60	-		Left Side (330x900) (3.20 sqft.); Right Side (330x900) (3.20 sqft.)	7.27				
256	WC9090-RO				900			21.90	6.78	-		Left Side (330x900) (3.20 sqft.); Right Side (330x900) (3.20 sqft.)	8.72				
257	WC6045-RO_A	RO/Geyser Box		600	450	300	Prelam	9.90	3.11	-	PU Painted, Acrylic, Veneer, Membrane etc.	Left Side (300x600) (1.94 sqft.); Right Side (300x600) (1.94 sqft.)	2.91	1.) Wall Mounted	Fasteners, Bottom Edge Profile, Handle/Knob, Hinge		-
258	WC6060-RO_A				600			12.00	4.24	-		Left Side (300x600) (1.94 sqft.); Right Side (300x600) (1.94 sqft.)	3.88				
259	WC6075-RO_A				750			14.10	5.37	-		Left Side (300x600) (1.94 sqft.); Right Side (300x600) (1.94 sqft.)	4.84				
260	WC6090-RO_A				900			16.20	6.51	-		Left Side (300x600) (1.94 sqft.); Right Side (300x600) (1.94 sqft.)	5.81				
261	WC7245-RO_A	RO/Geyser Box		720	450	300	Prelam	11.26	3.11	-	PU Painted, Acrylic, Veneer, Membrane etc.	Left Side (300x720) (2.33 sqft.); Right Side (300x720) (2.33 sqft.)	3.49	1.) Wall Mounted	Fasteners, Bottom Edge Profile, Handle/Knob, Hinge		-
262	WC7260-RO_A				600			13.55	4.24	-		Left Side (300x720) (2.33 sqft.); Right Side (300x720) (2.33 sqft.)	4.65				
263	WC7275-RO_A				750			15.84	5.37	-		Left Side (300x720) (2.33 sqft.); Right Side (300x720) (2.33 sqft.)	5.81				
264	WC7290-RO_A				900			18.14	6.50	-		Left Side (300x720) (2.33 sqft.); Right Side (300x720) (2.33 sqft.)	6.98				







# KITCHEN







Sr. No.	Item Code	Item Description	Carcass Image	H (mm)	W (mm)	D (mm) With Shutter	Material Options For Carcass	Total Sq.Ft. (Carcass + Shutters + With Visible Sides)	Carcass Sq.Ft. (18mm Board; without Visible Sides)	Carcass Sq.Ft. (18mm Board)	Material Options For Visible Sides & Shutters	Visible (Left side, Right side (mm) (Either 18mm Carcass Or Shutter Material)	Shutters (Sq.Ft.) (Without Visible Sides)	Optional Leg Styles	Optional Hardware	Final Product Image	Comments
265	WC7545-RO_A	RO/Geyser Box		750	450	300	Prelam	11.60	3.10	-	PU Painted,Acrylic, Veneer, Membrane etc.	Left Side (300x750) (2.43 sqft.); Right Side (300x750) (2.43 sqft.)	3.63	1.) Wall Mounted	Fasteners, Bottom Edge Profile, Handle/Knob, Hinge		
266	WC7560-RO_A				600			13.94	4.23	-		Left Side (300x750) (2.43 sqft.); Right Side (300x750) (2.43 sqft.)	4.84				
267	WC7575-RO_A				750			16.28	5.36	-		Left Side (300x750) (2.43 sqft.); Right Side (300x750) (2.43 sqft.)	6.05				
268	WC7590-RO_A				900			18.62	6.49	-		Left Side (300x750) (2.43 sqft.); Right Side (300x750) (2.43 sqft.)	7.27				
269	WC9045-RO_A	RO/Geyser Box		900	450	300	Prelam	13.29	3.11	-	PU Painted,Acrylic, Veneer, Membrane etc.	Left Side (300x900) (2.91 sqft.); Right Side (300x900) (2.91 sqft.)	4.36	1.) Wall Mounted	Fasteners, Bottom Edge Profile, Handle/Knob, Hinge		
270	WC9060-RO_A				600			15.87	4.24	-		Left Side (300x900) (2.91 sqft.); Right Side (300x900) (2.91 sqft.)	5.81				
271	WC9075-RO_A				750			18.46	5.37	-		Left Side (300x900) (2.91 sqft.); Right Side (300x900) (2.91 sqft.)	7.27				
272	WC9090-RO_A				900			21.04	6.50	-		Left Side (300x900) (2.91 sqft.); Right Side (300x900) (2.91 sqft.)	8.72				
273	WC6060-GTPT	GTPT Box		600	600	330	Prelam	14.93	3.22	3.57	PU Painted,Acrylic, Veneer, Membrane etc.	Left Side (330x600) (2.13 sqft.); Right Side (330x600) (2.13 sqft.)	3.88	1.) Wall Mounted	Suspension Brackets, Bottom Edge Profile, Handle/Knob, Hinge		
274	WC6090-GTPT				900			20.44	4.93	5.43		Left Side (330x600) (2.13 sqft.); Right Side (330x600) (2.13 sqft.)	5.81				

# KITCHEN







Sr. No.	Item Code	Item Description	Carcass Image	H (mm)	W (mm)	D (mm) With Shutter	Material Options For Carcass	Total Sq.Ft. (Carcass + Shutters + With Visible Sides)	Carcass Sq.Ft. (18mm Board; without Visible Sides)	Carcass Sq.Ft. (18mm Board)	Material Options For Visible Sides & Shutters	Visible (Left side, Right side (mm) (Either 18mm Carcass Or Shutter Material))	Shutters (Sq.Ft.) (Without Visible Sides)	Optional Leg Styles	Optional Hardware	Final Product Image	Comments
275	WC7260-GTPT	GTPT Box		720	600	330	Prelam	17.30	3.21	4.32	PU Painted,Acrylic, Veneer, Membrane etc.	Left Side (330x720) (2.56 sqft.); Right Side (330x720) (2.56 sqft.)	4.65	1.) Wall Mounted	Suspension Brackets, Bottom Edge Profile, Handle/Knob, Hinge		-
276	WC7290-GTPT			900	23.58			4.92	6.56	Left Side (330x720) (2.56 sqft.); Right Side (330x720) (2.56 sqft.)		6.98					
277	WC7560-GTPT	GTPT Box		750	600	330	Prelam	17.89	3.21	4.50	PU Painted,Acrylic, Veneer, Membrane etc.	Left Side (330x750) (2.67 sqft.); Right Side (330x750) (2.67 sqft.)	4.84	1.) Wall Mounted	Suspension Brackets, Bottom Edge Profile, Handle/Knob, Hinge		-
278	WC7590-GTPT			900	24.37			4.92	6.85	Left Side (330x750) (2.67 sqft.); Right Side (330x750) (2.67 sqft.)		7.27					
279	WC9060-GTPT	GTPT Box		900	600	330	Prelam	20.86	3.21	5.43	PU Painted,Acrylic, Veneer, Membrane etc.	Left Side (330x900) (3.20 sqft.); Right Side (330x900) (3.20 sqft.)	5.81	1.) Wall Mounted	Suspension Brackets, Bottom Edge Profile, Handle/Knob, Hinge		-
280	WC9090-GTPT			900	28.30			4.92	8.26	Left Side (330x900) (3.20 sqft.); Right Side (330x900) (3.20 sqft.)		8.72					
281	WC6060-GTPT_A	GTPT Box		600	600	300	Prelam	14.36	3.03	3.57	PU Painted,Acrylic, Veneer, Membrane etc.	Left Side (300x600) (1.94 sqft.); Right Side (300x600) (1.94 sqft.)	3.88	1.) Wall Mounted	Suspension Brackets, Bottom Edge Profile, Handle/Knob, Hinge		-
282	WC6090-GTPT_A			900	19.77			4.65	5.43	Left Side (300x600) (1.94 sqft.); Right Side (300x600) (1.94 sqft.)		5.81					
283	WC7260-GTPT_A	GTPT Box		720	600	300	Prelam	16.65	3.03	4.32	PU Painted,Acrylic, Veneer, Membrane etc.	Left Side (300x720) (2.33 sqft.); Right Side (300x720) (2.33 sqft.)	4.65	1.) Wall Mounted	Suspension Brackets, Bottom Edge Profile, Handle/Knob, Hinge		-
284	WC7290-GTPT_A			900	22.84			4.64	6.56	Left Side (300x720) (2.33 sqft.); Right Side (300x720) (2.33 sqft.)		6.98					







# KITCHEN

Sr. No.	Item Code	Item Description	Carcass Image	H (mm)	W (mm)	D (mm) With Shutter	Material Options For Carcass	Total Sq.Ft. (Carcass + Shutters + With Visible Sides)	Carcass Sq.Ft. (18mm Board; without Visible Sides)	Carcass Sq.Ft. (18mm Board)	Material Options For Visible Sides & Shutters	Visible (Left side, Right side (mm) (Either 18mm Carcass Or Shutter Material))	Shutters (Sq.Ft.) (Without Visible Sides)	Optional Leg Styles	Optional Hardware	Final Product Image	Comments
285	WC7560-GTPT_A	GTPT Box		750	600	300	Prelam	17.22	3.02	4.50	PU Painted, Acrylic, Veneer, Membrane etc.	Left Side (300x750) (2.43 sqft.); Right Side (300x750) (2.43 sqft.)	4.84	1.) Wall Mounted	Suspension Brackets, Bottom Edge Profile, Handle/Knob, Hinge		-
286	WC7590-GTPT_A			900	900			23.60	4.63	6.85		Left Side (300x750) (2.43 sqft.); Right Side (300x750) (2.43 sqft.)	7.27				
287	WC9060-GTPT_A	GTPT Box		900	600	300	Prelam	20.09	3.03	5.43	PU Painted, Acrylic, Veneer, Membrane etc.	Left Side (300x900) (2.91 sqft.); Right Side (300x900) (2.91 sqft.)	5.81	1.) Wall Mounted	Suspension Brackets, Bottom Edge Profile, Handle/Knob, Hinge		-
288	WC9090-GTPT_A			900	900			27.44	4.64	8.26		Left Side (300x900) (2.91 sqft.); Right Side (300x900) (2.91 sqft.)	8.72				
289	WC6060-LC	L-Corner Without Shelf Unit		600	600/600	330	Prelam	22.15	14.40	-	PU Painted, Acrylic, Veneer, Membrane etc.	Left Side (330x600) (2.13 sqft.); Right Side (330x600) (2.13 sqft.)	3.49	1.) Wall Mounted	Fasteners, Bottom Edge Profile, Handle/Knob, Hinge		CNC Cut For LED Light (Bottom/Left/Right)
290	WC7260-LC			720	600/600			25.19	15.89	-		Left Side (330x720) (2.56 sqft.); Right Side (330x720) (2.56 sqft.)	4.19				
291	WC7560-LC			750	600/600			25.93	16.23	-		Left Side (330x750) (2.67 sqft.); Right Side (330x750) (2.67 sqft.)	4.36				
292	WC9060-LC			900	600/600			29.76	18.13	-		Left Side (330x900) (3.20 sqft.); Right Side (330x900) (3.20 sqft.)	5.23				
293	WC6060-LC_A			600	600/600			21.73	14.37	-		Left Side (300x600) (1.94 sqft.); Right Side (300x600) (1.94 sqft.)	3.49				





Sr. No.	Item Code	Item Description	Carcass Image	H (mm)	W (mm)	D (mm) With Shutter	Material Options For Carcass	Total Sq.Ft. (Carcass + Shutters + With Visible Sides)	Carcass Sq.Ft. (18mm Board; without Visible Sides)	Carcass Sq.Ft. (18mm Board)	Material Options For Visible Sides & Shutters	Visible (Left side, Right side (mm) (Either 18mm Carcass Or Shutter Material)	Shutters (Sq.Ft.) (Without Visible Sides)	Optional Leg Styles	Optional Hardware	Final Product Image	Comments
294	WC7260-LC_A	L-Corner Without Shelf Unit		720	600/600	300	Prelam	24.70	15.85	-	PU Painted, Acrylic, Veneer, Membrane etc.	Left Side (300x720) (2.33 sqft.); Right Side (300x720) (2.33 sqft.)	4.19	1.) Wall Mounted	Fasteners, Bottom Edge Profile, Handle/Knob, Hinge		CNC Cut For LED Light (Bottom/Left/ Right)
295	WC7560-LC_A			750	600/600			25.44	16.24	-		Left Side (300x750) (2.42 sqft.); Right Side (300x750) (2.42 sqft.)	4.36				
296	WC9060-LC_A			900	600/600			29.18	18.13	-		Left Side (300x900) (2.91 sqft.); Right Side (300x900) (2.91 sqft.)	5.23				
297	WC6060-LCS	L-Corner With Shelf Unit		600	600/600	330	Prelam	25.56	17.81	-	PU Painted, Acrylic, Veneer, Membrane etc.	Left Side (330x600) (2.13 sqft.); Right Side (330x600) (2.13 sqft.)	3.49	1.) Wall Mounted	Fasteners, Bottom Edge Profile, Handle/Knob, Hinge		CNC Cut For LED Light (Bottom/Left/ Right)
298	WC7260-LCS			720	600/600			28.60	19.30	-		Left Side (330x720) (2.56 sqft.); Right Side (330x720) (2.56 sqft.)	4.19				
299	WC7560-LCS			750	600/600			29.34	19.64	-		Left Side (330x750) (2.67 sqft.); Right Side (330x750) (2.67 sqft.)	4.36				
300	WC9060-LCS			900	600/600			33.17	21.54	-		Left Side (330x900) (3.20 sqft.); Right Side (330x900) (3.20 sqft.)	5.23				
301	WC6060-LCS_A	L-Corner With Shelf Unit		600	600/600	300	Prelam	25.14	17.77	-	PU Painted, Acrylic, Veneer, Membrane etc.	Left Side (300x600) (1.94 sqft.); Right Side (300x600) (1.94 sqft.)	3.49	1.) Wall Mounted	Fasteners, Bottom Edge Profile, Handle/Knob, Hinge		CNC Cut For LED Light (Bottom/Left/ Right)
302	WC7260-LCS_A			720	600/600			28.11	19.26	-		Left Side (300x720) (2.33 sqft.); Right Side (300x720) (2.33 sqft.)	4.19				
303	WC7560-LCS_A			750	600/600			28.85	19.65	-		Left Side (300x750) (2.42 sqft.); Right Side (300x750) (2.42 sqft.)	4.36				
304	WC9060-LCS_A			900	600/600			32.59	21.54	-		Left Side (300x900) (2.91 sqft.); Right Side (300x900) (2.91 sqft.)	5.23				



# KITCHEN



Sr. No.	Item Code	Item Description	Carcass Image	H (mm)	W (mm)	D (mm) With Shutter	Material Options For Carcass	Total Sq.Ft. (Carcass + Shutters + With Visible Sides)	Carcass Sq.Ft. (18mm Board; without Visible Sides)	Carcass Sq.Ft. (18mm Board)	Material Options For Visible Sides & Shutters	Visible (Left side, Right side (mm) (Either 18mm Carcass Or Shutter Material)	Shutters (Sq.Ft.) (Without Visible Sides)	Optional Leg Styles	Optional Hardware	Final Product Image	Comments
305	WC6015-OB	Open Box		600	150	350	Prelam	6.57	5.78	0.78	PU Painted, Acrylic, Veneer, Membrane etc.	-	-	1.) Wall Mounted	Suspension Brackets, Bottom Edge Profile, Handle/Knob, Hinge		CNC Cut For LED Light (Bottom/Left/ Right)
306	WC6020-OB				200			7.43	6.34	1.09		-	-				
307	WC6025-OB				250			8.29	6.89	1.40		-	-				
308	WC6030-OB				300			9.16	7.45	1.71		-	-				
309	WC7215-OB	Open Box		720	150	350	Prelam	7.63	6.69	0.94	PU Painted, Acrylic, Veneer, Membrane etc.	-	-	1.) Wall Mounted	Suspension Brackets, Bottom Edge Profile, Handle/Knob, Hinge		CNC Cut For LED Light (Bottom/Left/ Right)
310	WC7220-OB				200			8.57	7.25	1.32		-	-				
311	WC7225-OB				250			9.49	7.80	1.69		-	-				
312	WC7230-OB				300			10.42	8.35	2.07		-	-				
313	WC7515-OB	Open Box		750	150	350	Prelam	7.91	6.92	0.99	PU Painted, Acrylic, Veneer, Membrane etc.	-	-	1.) Wall Mounted	Suspension Brackets, Bottom Edge Profile, Handle/Knob, Hinge		CNC Cut For LED Light (Bottom/Left/ Right)
314	WC7520-OB				200			8.85	7.47	1.38		-	-				
315	WC7525-OB				250			9.79	8.03	1.77		-	-				
316	WC7530-OB				300			10.74	8.58	2.16		-	-				



Sr. No.	Item Code	Item Description	Carcass Image	H (mm)	W (mm)	D (mm) With Shutter	Material Options For Carcass	Total Sq.Ft. (Carcass + Shutters + With Visible Sides)	Carcass Sq.Ft. (18mm Board; without Visible Sides)	Carcass Sq.Ft. (18mm Board)	Material Options For Visible Sides & Shutters	Visible (Left side, Right side (mm) (Either 18mm Carcass Or Shutter Material)	Shutters (Sq.Ft.) (Without Visible Sides)	Optional Leg Styles	Optional Hardware	Final Product Image	Comments
317	WC9015-OB	Open Box		900	150	350	Prelam	9.24	8.05	1.19	PU Painted, Acrylic, Veneer, Membrane etc.	-	-	1.) Wall Mounted	Suspension Brackets, Bottom Edge Profile, Handle/Knob, Hinge		CNC Cut For LED Light (Bottom/Left/ Right)
318	WC9020-OB				200			10.26	8.60	1.66		-	-				
319	WC9025-OB				250			11.29	9.16	2.13		-	-				
320	WC9030-OB				300			12.31	9.71	2.60		-	-				
321	WC6015-OB_A	Open Box		600	150	320	Prelam	6.07	5.29	0.78	PU Painted, Acrylic, Veneer, Membrane etc.	-	-	1.) Wall Mounted	Suspension Brackets, Bottom Edge Profile, Handle/Knob, Hinge		CNC Cut For LED Light (Bottom/Left/ Right)
322	WC6020-OB_A				200			6.89	5.80	1.09		-	-				
323	WC6025-OB_A				250			7.70	6.30	1.40		-	-				
324	WC6030-OB_A				300			8.52	6.81	1.71		-	-				
325	WC7215-OB_A	Open Box		720	150	320	Prelam	7.06	6.12	0.94	PU Painted, Acrylic, Veneer, Membrane etc.	-	-	1.) Wall Mounted	Suspension Brackets, Bottom Edge Profile, Handle/Knob, Hinge		CNC Cut For LED Light (Bottom/Left/ Right)
326	WC7220-OB_A				200			7.94	6.62	1.32		-	-				
327	WC7225-OB_A				250			8.82	7.13	1.69		-	-				



# KITCHEN



Sr. No.	Item Code	Item Description	Carcass Image	H (mm)	W (mm)	D (mm) With Shutter	Material Options For Carcass	Total Sq.Ft. (Carcass + Shutters + With Visible Sides)	Carcass Sq.Ft. (18mm Board; without Visible Sides)	Carcass Sq.Ft. (18mm Board)	Material Options For Visible Sides & Shutters	Visible (Left side, Right side (mm) (Either 18mm Carcass Or Shutter Material)	Shutters (Sq.Ft.) (Without Visible Sides)	Optional Leg Styles	Optional Hardware	Final Product Image	Comments
328	WC7230-OB_A				300			9.70	7.64	2.07		-	-				
329	WC7515-OB_A	Open Box		750	150	320	Prelam	7.31	6.32	0.99	PU Painted,Acrylic, Veneer, Membrane etc.	-	-	1.) Wall Mounted	Suspension Brackets, Bottom Edge Profile, Handle/Knob, Hinge		CNC Cut For LED Light (Bottom/Left/Right)
330	WC7520-OB_A				200			8.20	6.83	1.38							
331	WC7525-OB_A				250			9.10	7.34	1.77							
332	WC7530-OB_A				300			10.00	7.84	2.16							
333	WC9015-OB_A				150			8.54	7.36	1.19							
334	WC9020-OB_A	Open Box		900	200	320	Prelam	9.52	7.86	1.66	PU Painted,Acrylic, Veneer, Membrane etc.	-	-	1.) Wall Mounted	Suspension Brackets, Bottom Edge Profile, Handle/Knob, Hinge		CNC Cut For LED Light (Bottom/Left/Right)
335	WC9025-OB_A				250			10.50	8.37	2.13							
336	WC9030-OB_A				300			11.48	8.88	2.60							
337	WC-2050-OB				500			5.90	5.00	0.90							
338	WC-2055-OB	550	6.38	5.38	1.00												

Sr. No.	Item Code	Item Description	Carcass Image	H (mm)	W (mm)	D (mm) With Shutter	Material Options For Carcass	Total Sq.Ft. (Carcass + Shutters + With Visible Sides)	Carcass Sq.Ft. (18mm Board; without Visible Sides)	Carcass Sq.Ft. (18mm Board)	Material Options For Visible Sides & Shutters	Visible (Left side, Right side (mm) (Either 18mm Carcass Or Shutter Material)	Shutters (Sq.Ft.) (Without Visible Sides)	Optional Leg Styles	Optional Hardware	Final Product Image	Comments
339	WC-2060-OB	Low Height Open Box		200	600	350	Prelam	6.85	5.76	1.09	PU Painted,Acrylic, Veneer, Membrane etc.	-	-	1.) Wall Mounted	Suspension Brackets, Bottom Edge Profile, Handle/Knob, Hinge		CNC Cut For LED Light (Bottom/Left/ Right)
340	WC-2065-OB				650			7.32	6.13	1.19		-	-				
341	WC-2070-OB				700			7.79	6.51	1.28		-	-				
342	WC-2075-OB				750			8.26	6.89	1.38		-	-				
343	WC-2080-OB				800			8.73	7.26	1.47		-	-				
344	WC-2085-OB				850			9.21	7.64	1.56		-	-				
345	WC-2090-OB				900			9.68	8.02	1.66		-	-				
346	WC-2095-OB				950			10.15	8.39	1.75		-	-				
347	WC-2010-OB				1000			10.62	8.77	1.85		-	-				
348	WC-2050-OB-A								500	5.48		4.57	0.90				
349	WC-2055-OB-A	550	5.92	4.92		1.00	-		-								





Sr. No.	Item Code	Item Description	Carcass Image	H (mm)	W (mm)	D (mm) With Shutter	Material Options For Carcass	Total Sq.Ft. (Carcass + Shutters + With Visible Sides)	Carcass Sq.Ft. (18mm Board; without Visible Sides)	Carcass Sq.Ft. (18mm Board)	Material Options For Visible Sides & Shutters	Visible (Left side, Right side (mm) (Either 18mm Carcass Or Shutter Material)	Shutters (Sq.Ft.) (Without Visible Sides)	Optional Leg Styles	Optional Hardware	Final Product Image	Comments
350	WC-2060-OB-A	Low Height Open Box		200	600	320	Prelam	6.35	5.26	1.09	PU Painted,Acrylic, Veneer, Membrane etc.	-	-	1.) Wall Mounted	Suspension Brackets, Bottom Edge Profile, Handle/Knob, Hinge		CNC Cut For LED Light (Bottom/Left/ Right)
351	WC-2065-OB-A				650			6.79	5.61	1.19		-	-				
352	WC-2070-OB-A				700			7.23	5.95	1.28		-	-				
353	WC-2075-OB-A				750			7.67	6.30	1.38		-	-				
354	WC-2080-OB-A				800			8.11	6.64	1.47		-	-				
355	WC-2085-OB-A				850			8.55	6.99	1.56		-	-				
356	WC-2090-OB-A				900			8.99	7.33	1.66		-	-				
357	WC-2095-OB-A				950			9.43	7.67	1.75		-	-				
358	WC-2010-OB-A				1000			9.87	8.02	1.85		-	-				
359	WC3045-LU								450				11.33				
360	WC3050-LU	500	12.24	5.61		1.41	Left Side (300x560) (1.80 sqft.); Right Side (300x560) (1.80 sqft.)		1.61								

Sr. No.	Item Code	Item Description	Carcass Image	H (mm)	W (mm)	D (mm) With Shutter	Material Options For Carcass	Total Sq.Ft. (Carcass + Shutters + With Visible Sides)	Carcass Sq.Ft. (18mm Board; without Visible Sides)	Carcass Sq.Ft. (18mm Board)	Material Options For Visible Sides & Shutters	Visible (Left side, Right side (mm) (Either 18mm Carcass Or Shutter Material)	Shutters (Sq.Ft.) (Without Visible Sides)	Optional Leg Styles	Optional Hardware	Final Product Image	Comments
361	WC3055-LU	Lift Up Box		300	550	560	Prelam	13.15	6.21	1.56	PU Painted, Acrylic, Veneer, Membrane etc.	Left Side (300x560) (1.80 sqft.); Right Side (300x560) (1.80 sqft.)	1.78	1.) Wall Mounted	Suspension Brackets, Bottom Edge Profile, Handle/Knob, Hinge		
362	WC3060-LU				600			14.06	6.82	1.71		Left Side (300x560) (1.80 sqft.); Right Side (300x560) (1.80 sqft.)	1.94				
363	WC3065-LU				650			14.98	7.42	1.86		Left Side (300x560) (1.80 sqft.); Right Side (300x560) (1.80 sqft.)	2.10				
364	WC3070-LU				700			15.89	8.02	2.01		Left Side (300x560) (1.80 sqft.); Right Side (300x560) (1.80 sqft.)	2.26				
365	WC3075-LU				750			16.80	8.62	2.16		Left Side (300x560) (1.80 sqft.); Right Side (300x560) (1.80 sqft.)	2.42				
366	WC3080-LU				800			17.72	9.23	2.31		Left Side (300x560) (1.80 sqft.); Right Side (300x560) (1.80 sqft.)	2.58				
367	WC3085-LU				850			18.63	9.83	2.45		Left Side (300x560) (1.80 sqft.); Right Side (300x560) (1.80 sqft.)	2.74				
368	WC3090-LU				900			19.54	10.43	2.60		Left Side (300x560) (1.80 sqft.); Right Side (300x560) (1.80 sqft.)	2.91				
369	WC3095-LU				950			20.45	11.04	2.75		Left Side (300x560) (1.80 sqft.); Right Side (300x560) (1.80 sqft.)	3.07				
370	WC3010-LU				1000			21.37	11.64	2.90		Left Side (300x560) (1.80 sqft.); Right Side (300x560) (1.80 sqft.)	3.23				
371	WC3545-LU			450			12.40	4.99	1.49		Left Side (350x560) (2.11 sqft.); Right Side (350x560) (2.11 sqft.)	1.70					





Sr. No.	Item Code	Item Description	Carcass Image	H (mm)	W (mm)	D (mm) With Shutter	Material Options For Carcass	Total Sq.Ft. (Carcass + Shutters + With Visible Sides)	Carcass Sq.Ft. (18mm Board; without Visible Sides)	Carcass Sq.Ft. (18mm Board)	Material Options For Visible Sides & Shutters	Visible (Left side, Right side (mm) (Either 18mm Carcass Or Shutter Material)	Shutters (Sq.Ft.) (Without Visible Sides)	Optional Leg Styles	Optional Hardware	Final Product Image	Comments
372	WC3550-LU	Lift Up Box		350	500	560	Prelam	13.37	5.59	1.67	PU Painted, Acrylic, Veneer, Membrane etc.	Left Side (350x560) (2.11 sqft.); Right Side (350x560) (2.11 sqft.)	1.88	1.) Wall Mounted	Suspension Brackets, Bottom Edge Profile, Handle/Knob, Hinge		
373	WC3555-LU				550			14.33	6.20	1.85		Left Side (350x560) (2.11 sqft.); Right Side (350x560) (2.11 sqft.)	2.07				
374	WC3560-LU				600			15.30	6.80	2.02		Left Side (350x560) (2.11 sqft.); Right Side (350x560) (2.11 sqft.)	2.26				
375	WC3565-LU				650			16.27	7.40	2.20		Left Side (350x560) (2.11 sqft.); Right Side (350x560) (2.11 sqft.)	2.45				
376	WC3570-LU				700			17.23	8.00	2.37		Left Side (350x560) (2.11 sqft.); Right Side (350x560) (2.11 sqft.)	2.64				
377	WC3575-LU				750			18.20	8.61	2.55		Left Side (350x560) (2.11 sqft.); Right Side (350x560) (2.11 sqft.)	2.83				
378	WC3580-LU				800			19.17	9.21	2.72		Left Side (350x560) (2.11 sqft.); Right Side (350x560) (2.11 sqft.)	3.01				
379	WC3585-LU				850			20.13	9.81	2.90		Left Side (350x560) (2.11 sqft.); Right Side (350x560) (2.11 sqft.)	3.20				
380	WC3590-LU				900			21.10	10.42	3.07		Left Side (350x560) (2.11 sqft.); Right Side (350x560) (2.11 sqft.)	3.39				
381	WC3595-LU				950			22.07	11.02	3.25		Left Side (350x560) (2.11 sqft.); Right Side (350x560) (2.11 sqft.)	3.58				

Sr. No.	Item Code	Item Description	Carcass Image	H (mm)	W (mm)	D (mm) With Shutter	Material Options For Carcass	Total Sq.Ft. (Carcass + Shutters + With Visible Sides)	Carcass Sq.Ft. (18mm Board; without Visible Sides)	Carcass Sq.Ft. (18mm Board)	Material Options For Visible Sides & Shutters	Visible (Left side, Right side (mm) (Either 18mm Carcass Or Shutter Material)	Shutters (Sq.Ft.) (Without Visible Sides)	Optional Leg Styles	Optional Hardware	Final Product Image	Comments
382	WC3510-LU				1000			23.03	11.62	3.42		Left Side (350x560) (2.11 sqft.); Right Side (350x560) (2.11 sqft.)	3.77				
383	WC4045-LU	Lift Up Box		400	450	560	Prelam	13.47	4.99	1.72	PU Painted, Acrylic, Veneer, Membrane etc.	Left Side (400x560) (2.41 sqft.); Right Side (400x560) (2.41 sqft.)	1.94	1.) Wall Mounted	Suspension Brackets, Bottom Edge Profile, Handle/Knob, Hinge		
384	WC4050-LU				500			14.50	5.60	1.93		Left Side (400x560) (2.41 sqft.); Right Side (400x560) (2.41 sqft.)	2.15				
385	WC4055-LU				550			15.52	6.20	2.13		Left Side (400x560) (2.41 sqft.); Right Side (400x560) (2.41 sqft.)	2.37				
386	WC4060-LU				600			16.54	6.80	2.33		Left Side (400x560) (2.41 sqft.); Right Side (400x560) (2.41 sqft.)	2.58				
387	WC4065-LU				650			17.56	7.40	2.53		Left Side (400x560) (2.41 sqft.); Right Side (400x560) (2.41 sqft.)	2.80				
388	WC4070-LU				700			18.58	8.01	2.74		Left Side (400x560) (2.41 sqft.); Right Side (400x560) (2.41 sqft.)	3.01				
389	WC4075-LU				750			19.60	8.61	2.94		Left Side (400x560) (2.41 sqft.); Right Side (400x560) (2.41 sqft.)	3.23				
390	WC4080-LU				800			20.62	9.21	3.14		Left Side (400x560) (2.41 sqft.); Right Side (400x560) (2.41 sqft.)	3.44				
391	WC4085-LU				850			21.64	9.82	3.34		Left Side (400x560) (2.41 sqft.); Right Side (400x560) (2.41 sqft.)	3.66				





# KITCHEN

Sr. No.	Item Code	Item Description	Carcass Image	H (mm)	W (mm)	D (mm) With Shutter	Material Options For Carcass	Total Sq.Ft. (Carcass + Shutters + With Visible Sides)	Carcass Sq.Ft. (18mm Board; without Visible Sides)	Carcass Sq.Ft. (18mm Board)	Material Options For Visible Sides & Shutters	Visible (Left side, Right side (mm) (Either 18mm Carcass Or Shutter Material)	Shutters (Sq.Ft.) (Without Visible Sides)	Optional Leg Styles	Optional Hardware	Final Product Image	Comments
392	WC4090-LU	Lift Up Box		450	900	560	Prelam	22.66	10.42	3.55	PU Painted, Acrylic, Veneer, Membrane etc.	Left Side (400x560) (2.41 sqft.); Right Side (400x560) (2.41 sqft.)	3.88	1.) Wall Mounted	Suspension Brackets, Bottom Edge Profile, Handle/Knob, Hinge		
393	WC4095-LU				950			23.68	11.02	3.75		Left Side (400x560) (2.41 sqft.); Right Side (400x560) (2.41 sqft.)	4.09				
394	WC4010-LU				1000			24.70	11.62	3.95		Left Side (400x560) (2.41 sqft.); Right Side (400x560) (2.41 sqft.)	4.31				
395	WC4545-LU	Lift Up Box		450	450	560	Prelam	14.55	5.00	1.95	PU Painted, Acrylic, Veneer, Membrane etc.	Left Side (450x560) (2.71 sqft.); Right Side (450x560) (2.71 sqft.)	2.18	1.) Wall Mounted	Suspension Brackets, Bottom Edge Profile, Handle/Knob, Hinge		
396	WC4550-LU				500			15.62	5.60	2.18		Left Side (450x560) (2.71 sqft.); Right Side (450x560) (2.71 sqft.)	2.42				
397	WC4555-LU				550			16.70	6.20	2.41		Left Side (450x560) (2.71 sqft.); Right Side (450x560) (2.71 sqft.)	2.66				
398	WC4560-LU				600			17.77	6.80	2.64		Left Side (450x560) (2.71 sqft.); Right Side (450x560) (2.71 sqft.)	2.91				
399	WC4565-LU				650			18.85	7.41	2.87		Left Side (450x560) (2.71 sqft.); Right Side (450x560) (2.71 sqft.)	3.15				
400	WC4570-LU				700			19.92	8.01	3.10		Left Side (450x560) (2.71 sqft.); Right Side (450x560) (2.71 sqft.)	3.39				
401	WC4575-LU				750			20.99	8.61	3.33		Left Side (450x560) (2.71 sqft.); Right Side (450x560) (2.71 sqft.)	3.63				



# KITCHEN



Sr. No.	Item Code	Item Description	Carcass Image	H (mm)	W (mm)	D (mm) With Shutter	Material Options For Carcass	Total Sq.Ft. (Carcass + Shutters + With Visible Sides)	Carcass Sq.Ft. (18mm Board; without Visible Sides)	Carcass Sq.Ft. (18mm Board)	Material Options For Visible Sides & Shutters	Visible (Left side, Right side (mm) (Either 18mm Carcass Or Shutter Material))	Shutters (Sq.Ft.) (Without Visible Sides)	Optional Leg Styles	Optional Hardware	Final Product Image	Comments
402	WC4580-LU	Lift Up Box			800			22.07	9.22	3.56		Left Side (400x560) (2.41 sqft.); Right Side (400x560) (2.41 sqft.)	3.88	1.) Wall Mounted	Suspension Brackets, Bottom Edge Profile, Handle/Knob, Hinge		-
403	WC4585-LU				850	23.14	9.82	3.79	Left Side (450x560) (2.71 sqft.); Right Side (450x560) (2.71 sqft.)	4.12							
404	WC4590-LU				900	24.22	10.42	4.02	Left Side (450x560) (2.71 sqft.); Right Side (450x560) (2.71 sqft.)	4.36							
405	WC4595-LU				950	25.29	11.02	4.25	Left Side (450x560) (2.71 sqft.); Right Side (450x560) (2.71 sqft.)	4.60							
406	WC4510-LU				1000	26.37	11.63	4.48	Left Side (450x560) (2.71 sqft.); Right Side (450x560) (2.71 sqft.)	4.84							
407	WC3045-LU-A	Lift Up Box			450			11.94	5.34	1.27		Left Side (300x600) (1.94 sqft.); Right Side (300x600) (1.94 sqft.)	1.45	1.) Wall Mounted	Suspension Brackets, Bottom Edge Profile, Handle/Knob, Hinge		-
408	WC3050-LU-A				500	12.90	5.99	1.41	Left Side (300x600) (1.94 sqft.); Right Side (300x600) (1.94 sqft.)	1.61							
409	WC3055-LU-A				550	13.85	6.63	1.56	Left Side (300x600) (1.94 sqft.); Right Side (300x600) (1.94 sqft.)	1.78							
410	WC3060-LU-A				600	14.81	7.28	1.71	Left Side (300x600) (1.94 sqft.); Right Side (300x600) (1.94 sqft.)	1.94							
411	WC3065-LU-A				650	15.76	7.93	1.86	Left Side (300x600) (1.94 sqft.); Right Side (300x600) (1.94 sqft.)	2.10							



# KITCHEN





Sr. No.	Item Code	Item Description	Carcass Image	H (mm)	W (mm)	D (mm) With Shutter	Material Options For Carcass	Total Sq.Ft. (Carcass + Shutters + With Visible Sides)	Carcass Sq.Ft. (18mm Board; without Visible Sides)	Carcass Sq.Ft. (18mm Board)	Material Options For Visible Sides & Shutters	Visible (Left side, Right side (mm) (Either 18mm Carcass Or Shutter Material))	Shutters (Sq.Ft.) (Without Visible Sides)	Optional Leg Styles	Optional Hardware	Final Product Image	Comments
412	WC3070-LU-A	Lift Up Box		300	700	600	Prelam	16.72	8.57	2.01	PU Painted, Acrylic, Veneer, Membrane etc.	Left Side (300x600) (1.94 sqft.); Right Side (300x600) (1.94 sqft.)	2.26	1.) Wall Mounted	Suspension Brackets, Bottom Edge Profile, Handle/Knob, Hinge		
413	WC3075-LU-A				750			17.68	9.22	2.16		Left Side (300x600) (1.94 sqft.); Right Side (300x600) (1.94 sqft.)	2.42				
414	WC3080-LU-A				800			18.63	9.86	2.31		Left Side (300x600) (1.94 sqft.); Right Side (300x600) (1.94 sqft.)	2.58				
415	WC3085-LU-A				850			19.59	10.51	2.45		Left Side (300x600) (1.94 sqft.); Right Side (300x600) (1.94 sqft.)	2.74				
416	WC3090-LU-A				900			20.54	11.16	2.60		Left Side (300x600) (1.94 sqft.); Right Side (300x600) (1.94 sqft.)	2.91				
417	WC3095-LU-A				950			21.50	11.80	2.75		Left Side (300x600) (1.94 sqft.); Right Side (300x600) (1.94 sqft.)	3.07				
418	WC3010-LU-A				1000			22.46	12.45	2.90		Left Side (300x600) (1.94 sqft.); Right Side (300x600) (1.94 sqft.)	3.23				
419	WC3545-LU-A	Lift Up Box			450			13.06	5.35	1.49		Left Side (350x600) (2.26 sqft.); Right Side (350x600) (2.26 sqft.)	1.70	1.) Wall Mounted	Suspension Brackets, Bottom Edge Profile, Handle/Knob, Hinge		
420	WC3550-LU-A				500			14.07	5.99	1.67		Left Side (350x600) (2.26 sqft.); Right Side (350x600) (2.26 sqft.)	1.88				
421	WC3555-LU-A				550			15.08	6.64	1.85		Left Side (350x600) (2.26 sqft.); Right Side (350x600) (2.26 sqft.)	2.07				

# KITCHEN





Sr. No.	Item Code	Item Description	Carcass Image	H (mm)	W (mm)	D (mm) With Shutter	Material Options For Carcass	Total Sq.Ft. (Carcass + Shutters + With Visible Sides)	Carcass Sq.Ft. (18mm Board; without Visible Sides)	Carcass Sq.Ft. (18mm Board)	Material Options For Visible Sides & Shutters	Visible (Left side, Right side (mm) (Either 18mm Carcass Or Shutter Material)	Shutters (Sq.Ft.) (Without Visible Sides)	Optional Leg Styles	Optional Hardware	Final Product Image	Comments
422	WC3560-LU-A	Lift Up Box		350	600	600	Prelam	16.09	7.29	2.02	PU Painted, Acrylic, Veneer, Membrane etc.	Left Side (350x600) (2.26 sqft.); Right Side (350x600) (2.26 sqft.)	2.26	1.) Wall Mounted	Suspension Brackets, Bottom Edge Profile, Handle/Knob, Hinge		
423	WC3565-LU-A				650			17.10	7.93	2.20		Left Side (350x600) (2.26 sqft.); Right Side (350x600) (2.26 sqft.)	2.45				
424	WC3570-LU-A				700			18.11	8.58	2.37		Left Side (350x600) (2.26 sqft.); Right Side (350x600) (2.26 sqft.)	2.64				
425	WC3575-LU-A				750			19.12	9.22	2.55		Left Side (350x600) (2.26 sqft.); Right Side (350x600) (2.26 sqft.)	2.83				
426	WC3580-LU-A				800			20.13	9.87	2.72		Left Side (350x600) (2.26 sqft.); Right Side (350x600) (2.26 sqft.)	3.01				
427	WC3585-LU-A				850			21.13	10.51	2.90		Left Side (350x600) (2.26 sqft.); Right Side (350x600) (2.26 sqft.)	3.20				
428	WC3590-LU-A				900			22.14	11.16	3.07		Left Side (350x600) (2.26 sqft.); Right Side (350x600) (2.26 sqft.)	3.39				
429	WC3595-LU-A				950			23.15	11.81	3.25		Left Side (350x600) (2.26 sqft.); Right Side (350x600) (2.26 sqft.)	3.58				
430	WC3510-LU-A				1000			24.16	12.45	3.42		Left Side (350x600) (2.26 sqft.); Right Side (350x600) (2.26 sqft.)	3.77				
431	WC4045-LU-A			450			14.17	5.35	1.72		Left Side (400x600) (2.58 sqft.); Right Side (400x600) (2.58 sqft.)	1.94					

Sr. No.	Item Code	Item Description	Carcass Image	H (mm)	W (mm)	D (mm) With Shutter	Material Options For Carcass	Total Sq.Ft. (Carcass + Shutters + With Visible Sides)	Carcass Sq.Ft. (18mm Board; without Visible Sides)	Carcass Sq.Ft. (18mm Board)	Material Options For Visible Sides & Shutters	Visible (Left side, Right side (mm) (Either 18mm Carcass Or Shutter Material))	Shutters (Sq.Ft.) (Without Visible Sides)	Optional Leg Styles	Optional Hardware	Final Product Image	Comments
432	WC4050-LU-A	Lift Up Box		400	500	600	Prelam	15.23	5.99	1.93	PU Painted, Acrylic, Veneer, Membrane etc.	Left Side (400x600) (2.58 sqft.); Right Side (400x600) (2.58 sqft.)	2.15	1.) Wall Mounted	Suspension Brackets, Bottom Edge Profile, Handle/Knob, Hinge		
433	WC4055-LU-A				550			16.30	6.64	2.13		Left Side (400x600) (2.58 sqft.); Right Side (400x600) (2.58 sqft.)	2.37				
434	WC4060-LU-A				600			17.36	7.29	2.33		Left Side (400x600) (2.58 sqft.); Right Side (400x600) (2.58 sqft.)	2.58				
435	WC4065-LU-A				650			18.42	7.93	2.53		Left Side (400x600) (2.58 sqft.); Right Side (400x600) (2.58 sqft.)	2.80				
436	WC4070-LU-A				700			19.49	8.58	2.74		Left Side (400x600) (2.58 sqft.); Right Side (400x600) (2.58 sqft.)	3.01				
437	WC4075-LU-A				750			20.55	9.22	2.94		Left Side (400x600) (2.58 sqft.); Right Side (400x600) (2.58 sqft.)	3.23				
438	WC4080-LU-A				800			21.61	9.87	3.14		Left Side (400x600) (2.58 sqft.); Right Side (400x600) (2.58 sqft.)	3.44				
439	WC4085-LU-A				850			22.68	10.51	3.34		Left Side (400x600) (2.58 sqft.); Right Side (400x600) (2.58 sqft.)	3.66				
440	WC4090-LU-A				900			23.74	11.16	3.55		Left Side (400x600) (2.58 sqft.); Right Side (400x600) (2.58 sqft.)	3.88				
441	WC4095-LU-A				950			24.80	11.81	3.75		Left Side (400x600) (2.58 sqft.); Right Side (400x600) (2.58 sqft.)	4.09				

Sr. No.	Item Code	Item Description	Carcass Image	H (mm)	W (mm)	D (mm) With Shutter	Material Options For Carcass	Total Sq.Ft. (Carcass + Shutters + With Visible Sides)	Carcass Sq.Ft. (18mm Board; without Visible Sides)	Carcass Sq.Ft. (18mm Board)	Material Options For Visible Sides & Shutters	Visible (Left side, Right side (mm) (Either 18mm Carcass Or Shutter Material)	Shutters (Sq.Ft.) (Without Visible Sides)	Optional Leg Styles	Optional Hardware	Final Product Image	Comments
442	WC4010-LU-A				1000			25.87	12.45	3.95		Left Side (400x600) (2.58 sqft.); Right Side (400x600) (2.58 sqft.)	4.31				
443	WC4545-LU-A	Lift Up Box		450	450	600	Prelam	15.30	5.35	1.95	PU Painted, Acrylic, Veneer, Membrane etc.	Left Side (450x600) (2.91 sqft.); Right Side (450x600) (2.91 sqft.)	2.18	1.) Wall Mounted	Suspension Brackets, Bottom Edge Profile, Handle/Knob, Hinge		
444	WC4550-LU-A				500			16.42	5.99	2.18		Left Side (450x600) (2.91 sqft.); Right Side (450x600) (2.91 sqft.)	2.42				
445	WC4555-LU-A				550			17.54	6.64	2.41		Left Side (450x600) (2.91 sqft.); Right Side (450x600) (2.91 sqft.)	2.66				
446	WC4560-LU-A				600			18.65	7.29	2.64		Left Side (450x600) (2.91 sqft.); Right Side (450x600) (2.91 sqft.)	2.91				
447	WC4565-LU-A				650			19.77	7.93	2.87		Left Side (450x600) (2.91 sqft.); Right Side (450x600) (2.91 sqft.)	3.15				
448	WC4570-LU-A				700			20.89	8.58	3.10		Left Side (450x600) (2.91 sqft.); Right Side (450x600) (2.91 sqft.)	3.39				
449	WC4575-LU-A				750			22.00	9.22	3.33		Left Side (450x600) (2.91 sqft.); Right Side (450x600) (2.91 sqft.)	3.63				
450	WC4580-LU-A				800			23.12	9.87	3.56		Left Side (450x600) (2.91 sqft.); Right Side (450x600) (2.91 sqft.)	3.88				

Sr. No.	Item Code	Item Description	Carcass Image	H (mm)	W (mm)	D (mm) With Shutter	Material Options For Carcass	Total Sq.Ft. (Carcass + Shutters + With Visible Sides)	Carcass Sq.Ft. (18mm Board; without Visible Sides)	Carcass Sq.Ft. (18mm Board)	Material Options For Visible Sides & Shutters	Visible (Left side, Right side (mm) (Either 18mm Carcass Or Shutter Material)	Shutters (Sq.Ft.) (Without Visible Sides)	Optional Leg Styles	Optional Hardware	Final Product Image	Comments
451	WC4585-LU-A	Lift Up Box			850			24.24	10.51	3.79		Left Side (450x600) (2.91 sqft.); Right Side (450x600) (2.91 sqft.)	4.12	1.) Wall Mounted	Suspension Brackets, Bottom Edge Profile, Handle/Knob, Hinge		
452	WC4590-LU-A			900	25.36	11.16	4.02	Left Side (450x600) (2.91 sqft.); Right Side (450x600) (2.91 sqft.)	4.36								
453	WC4595-LU-A			950	26.47	11.81	4.25	Left Side (450x600) (2.91 sqft.); Right Side (450x600) (2.91 sqft.)	4.60								
454	WC4510-LU-A			1000	27.59	12.45	4.48	Left Side (450x600) (2.91 sqft.); Right Side (450x600) (2.91 sqft.)	4.84								
455	TU1945	Tall Unit			450			48.01	6.02	8.88		Left Side (1960x560) (11.81 sqft.); Right Side (1960x560) (11.81 sqft.)	9.49	1.) External Legs; 2.) External Skirting	Hinge, Handle		
456	TU1960			600	56.54	8.26	12.00	Left Side (1960x560) (11.81 sqft.); Right Side (1960x560) (11.81 sqft.)	12.66								
457	TU1975			750	65.07	10.50	15.13	Left Side (1960x560) (11.81 sqft.); Right Side (1960x560) (11.81 sqft.)	15.82								
458	TU1990			900	73.59	12.73	18.25	Left Side (1960x560) (11.81 sqft.); Right Side (1960x560) (11.81 sqft.)	18.99								

# KITCHEN

Sr. No.	Item Code	Item Description	Carcass Image	H (mm)	W (mm)	D (mm) With Shutter	Material Options For Carcass	Total Sq.Ft. (Carcass + Shutters + With Visible Sides)	Carcass Sq.Ft. (18mm Board; without Visible Sides)	Carcass Sq.Ft. (18mm Board)	Material Options For Visible Sides & Shutters	Visible (Left side, Right side (mm) (Either 18mm Carcass Or Shutter Material)	Shutters (Sq.Ft.) (Without Visible Sides)	Optional Leg Styles	Optional Hardware	Final Product Image	Comments
459	TLU1945	Tail Unit		1,960	450	600	Prelam	50.01	6.32	8.88	PU Painted, Acrylic, Veneer, Membrane etc.	Left Side (1960x600) (12.66 sqft.); Right Side (1960x600) (12.66 sqft.)	9.49	1.) External Legs; 2.) External Skirting	Hinge, Handle		CNC Cut For LED Light (Left/ Right)
460	TLU1960				600			58.54	8.56	12.00		Left Side (1960x600) (12.66 sqft.); Right Side (1960x600) (12.66 sqft.)	12.66				
461	TLU1975				750			67.07	10.80	15.13		Left Side (1960x600) (12.66 sqft.); Right Side (1960x600) (12.66 sqft.)	15.82				
462	TLU1990				900			75.59	13.03	18.25		Left Side (1960x600) (12.66 sqft.); Right Side (1960x600) (12.66 sqft.)	18.99				
463	TU1945_A	Tail Unit		1,990	450	560	Prelam	48.67	6.02	9.01	PU Painted, Acrylic, Veneer, Membrane etc.	Left Side (1990x560) (12 sqft.); Right Side (1990x560) (12 sqft.)	9.64	1.) External Legs; 2.) External Skirting	Hinge, Handle		CNC Cut For LED Light (Left/ Right)
464	TU1960_A				600			57.30	8.25	12.19		Left Side (1990x560) (12 sqft.); Right Side (1990x560) (12 sqft.)	12.85				
465	TU1975_A				750			65.92	10.49	15.36		Left Side (1990x560) (12 sqft.); Right Side (1990x560) (12 sqft.)	16.07				
466	TU1990_A				900			74.54	12.73	18.54		Left Side (1990x560) (12 sqft.); Right Side (1990x560) (12 sqft.)	19.28				





# KITCHEN

Sr. No.	Item Code	Item Description	Carcass Image	H (mm)	W (mm)	D (mm) With Shutter	Material Options For Carcass	Total Sq.Ft. (Carcass + Shutters + With Visible Sides)	Carcass Sq.Ft. (18mm Board; without Visible Sides)	Carcass Sq.Ft. (18mm Board)	Material Options For Visible Sides & Shutters	Visible (Left side, Right side (mm) (Either 18mm Carcass Or Shutter Material))	Shutters (Sq.Ft.) (Without Visible Sides)	Optional Leg Styles	Optional Hardware	Final Product Image	Comments
467	TLU1945_A	Tail Unit		1,990	450	600	Prelam	50.67	6.32	9.01	PU Painted, Acrylic, Veneer, Membrane etc.	Left Side (1990x600) (12.85 sqft.); Right Side (1990x600) (12.85 sqft.)	9.64	1.) External Legs; 2.) External Skirting	Hinge, Handle		CNC Cut For LED Light (Left/ Right)
468	TLU1960_A				600			59.40	8.65	12.19		Left Side (1990x600) (12.85 sqft.); Right Side (1990x600) (12.85 sqft.)	12.85				
469	TLU1975_A				750			68.12	10.99	15.36		Left Side (1990x600) (12.85 sqft.); Right Side (1990x600) (12.85 sqft.)	16.07				
470	TLU1990_A				900			76.84	13.33	18.54		Left Side (1990x600) (12.85 sqft.); Right Side (1990x600) (12.85 sqft.)	19.28				
471	TU2045	Tail Unit		2,080	450	560	Prelam	50.54	5.96	9.43	PU Painted, Acrylic, Veneer, Membrane etc.	Left Side (2080x560) (12.54 sqft.); Right Side (2080x560) (12.54 sqft.)	10.08	1.) External Legs; 2.) External Skirting	Hinge, Handle		CNC Cut For LED Light (Left/ Right)
472	TU2060				600			59.56	8.30	12.75		Left Side (2080x560) (12.54 sqft.); Right Side (2080x560) (12.54 sqft.)	13.43				
473	TU2075				750			68.47	10.54	16.07		Left Side (2080x560) (12.54 sqft.); Right Side (2080x560) (12.54 sqft.)	16.79				
474	TU2090				900			77.39	12.77	19.39		Left Side (2080x560) (12.54 sqft.); Right Side (2080x560) (12.54 sqft.)	20.15				





# KITCHEN

Sr. No.	Item Code	Item Description	Carcass Image	H (mm)	W (mm)	D (mm) With Shutter	Material Options For Carcass	Total Sq.Ft. (Carcass + Shutters + With Visible Sides)	Carcass Sq.Ft. (18mm Board; without Visible Sides)	Carcass Sq.Ft. (18mm Board)	Material Options For Visible Sides & Shutters	Visible (Left side, Right side (mm) (Either 18mm Carcass Or Shutter Material))	Shutters (Sq.Ft.) (Without Visible Sides)	Optional Leg Styles	Optional Hardware	Final Product Image	Comments
475	TLU2045	Tail Unit		2,080	450	600	Prelam	52.54	6.18	9.43	PU Painted, Acrylic, Veneer, Membrane etc.	Left Side (2080x600) (13.43 sqft.); Right Side (2080x600) (13.43 sqft.)	10.08	1.) External Legs; 2.) External Skirting	Hinge, Handle		CNC Cut For LED Light (Left/ Right)
476	TLU2060				600			61.66	8.62	12.75		Left Side (2080x600) (13.43 sqft.); Right Side (2080x600) (13.43 sqft.)	13.43				
477	TLU2075				750			70.67	10.96	16.07		Left Side (2080x600) (13.43 sqft.); Right Side (2080x600) (13.43 sqft.)	16.79				
478	TLU2090				900			79.69	13.29	19.39		Left Side (2080x600) (13.43 sqft.); Right Side (2080x600) (13.43 sqft.)	20.15				
479	TU2145	Tail Unit		2,110	450	560	Prelam	51.30	6.08	9.57	PU Painted, Acrylic, Veneer, Membrane etc.	Left Side (2110x560) (12.72 sqft.); Right Side (2110x560) (12.72 sqft.)	10.22	1.) External Legs; 2.) External Skirting	Hinge, Handle		CNC Cut For LED Light (Left/ Right)
480	TU2160				600			60.31	8.31	12.93		Left Side (2110x560) (12.72 sqft.); Right Side (2110x560) (12.72 sqft.)	13.63				
481	TU2175				750			69.32	10.55	16.30		Left Side (2110x560) (12.72 sqft.); Right Side (2110x560) (12.72 sqft.)	17.03				
482	TU2190				900			78.33	12.78	19.67		Left Side (2110x560) (12.72 sqft.); Right Side (2110x560) (12.72 sqft.)	20.44				

# KITCHEN

Sr. No.	Item Code	Item Description	Carcass Image	H (mm)	W (mm)	D (mm) With Shutter	Material Options For Carcass	Total Sq.Ft. (Carcass + Shutters + With Visible Sides)	Carcass Sq.Ft. (18mm Board; without Visible Sides)	Carcass Sq.Ft. (18mm Board)	Material Options For Visible Sides & Shutters	Visible (Left side, Right side (mm) (Either 18mm Carcass Or Shutter Material)	Shutters (Sq.Ft.) (Without Visible Sides)	Optional Leg Styles	Optional Hardware	Final Product Image	Comments
483	TLU2145	Tail Unit		2,110	450	600	Prelam	53.30	6.26	9.57	PU Painted, Acrylic, Veneer, Membrane etc.	Left Side (2110x600) (13.63 sqft.); Right Side (2110x600) (13.63 sqft.)	10.22	1.) External Legs; 2.) External Skirting	Hinge, Handle		CNC Cut For LED Light (Left/ Right)
484	TLU2160				600			62.41	8.59	12.93		Left Side (2110x600) (13.63 sqft.); Right Side (2110x600) (13.63 sqft.)	13.63				
485	TLU2175				750			71.52	10.93	16.30		Left Side (2110x600) (13.63 sqft.); Right Side (2110x600) (13.63 sqft.)	17.03				
486	TLU2190				900			80.63	13.26	19.67		Left Side (2110x600) (13.63 sqft.); Right Side (2110x600) (13.63 sqft.)	20.44				
487	TU2145_A	Tail Unit		2,140	450	560	Prelam	51.96	6.09	9.70	PU Painted, Acrylic, Veneer, Membrane etc.	Left Side (2140x560) (12.90 sqft.); Right Side (2140x560) (12.90 sqft.)	10.37	1.) External Legs; 2.) External Skirting	Hinge, Handle		CNC Cut For LED Light (Left/ Right)
488	TU2160_A				600			61.07	8.33	13.12		Left Side (2140x560) (12.90 sqft.); Right Side (2140x560) (12.90 sqft.)	13.82				
489	TU2175_A				750			70.18	10.56	16.54		Left Side (2140x560) (12.90 sqft.); Right Side (2140x560) (12.90 sqft.)	17.28				
490	TU2190_A				900			79.28	12.80	19.95		Left Side (2140x560) (12.90 sqft.); Right Side (2140x560) (12.90 sqft.)	20.73				





# KITCHEN

Sr. No.	Item Code	Item Description	Carcass Image	H (mm)	W (mm)	D (mm) With Shutter	Material Options For Carcass	Total Sq.Ft. (Carcass + Shutters + With Visible Sides)	Carcass Sq.Ft. (18mm Board; without Visible Sides)	Carcass Sq.Ft. (18mm Board)	Material Options For Visible Sides & Shutters	Visible (Left side, Right side (mm) (Either 18mm Carcass Or Shutter Material)	Shutters (Sq.Ft.) (Without Visible Sides)	Optional Leg Styles	Optional Hardware	Final Product Image	Comments
491	TLU2145_A	Tail Unit		2,140	450	600	Prelam	53.96	6.25	9.70	PU Painted, Acrylic, Veneer, Membrane etc.	Left Side (2140x600) (13.82 sqft.); Right Side (2140x600) (13.82 sqft.)	10.37	1.) External Legs; 2.) External Skirting	Hinge, Handle		CNC Cut For LED Light (Left/ Right)
492	TLU2160_A				600			63.17	8.59	13.12		Left Side (2140x600) (13.82 sqft.); Right Side (2140x600) (13.82 sqft.)	13.82				
493	TLU2175_A				750			72.38	10.92	16.54		Left Side (2140x600) (13.82 sqft.); Right Side (2140x600) (13.82 sqft.)	17.28				
494	TLU2190_A				900			81.58	13.26	19.95		Left Side (2140x600) (13.82 sqft.); Right Side (2140x600) (13.82 sqft.)	20.73				
495	TU2245	Tail Unit		2,260	450	560	Prelam	54.61	6.17	10.25	PU Painted, Acrylic, Veneer, Membrane etc.	Left Side (2260x560) (13.62 sqft.); Right Side (2260x560) (13.62 sqft.)	10.95	1.) External Legs; 2.) External Skirting	Hinge, Handle		CNC Cut For LED Light (Left/ Right)
496	TU2260				600			64.08	8.39	13.86		Left Side (2260x560) (13.62 sqft.); Right Side (2260x560) (13.62 sqft.)	14.60				
497	TU2275				750			73.58	10.62	17.47		Left Side (2260x560) (13.62 sqft.); Right Side (2260x560) (13.62 sqft.)	18.24				
498	TU2290				900			83.07	12.86	21.08		Left Side (2260x560) (13.62 sqft.); Right Side (2260x560) (13.62 sqft.)	21.89				





# KITCHEN

Sr. No.	Item Code	Item Description	Carcass Image	H (mm)	W (mm)	D (mm) With Shutter	Material Options For Carcass	Total Sq.Ft. (Carcass + Shutters + With Visible Sides)	Carcass Sq.Ft. (18mm Board; without Visible Sides)	Carcass Sq.Ft. (18mm Board)	Material Options For Visible Sides & Shutters	Visible (Left side, Right side (mm) (Either 18mm Carcass Or Shutter Material)	Shutters (Sq.Ft.) (Without Visible Sides)	Optional Leg Styles	Optional Hardware	Final Product Image	Comments
499	TLU2245	Tail Unit		2,260	450	600	Prelam	56.61	6.21	10.25	PU Painted, Acrylic, Veneer, Membrane etc.	Left Side (2260x600) (14.60 sqft.); Right Side (2260x600) (14.60 sqft.)	10.95	1.) External Legs; 2.) External Skirting	Hinge, Handle		CNC Cut For LED Light (Left/ Right)
500	TLU2260				600			66.18	8.53	13.86		Left Side (2260x600) (14.60 sqft.); Right Side (2260x600) (14.60 sqft.)	14.60				
501	TLU2275				750			75.78	10.86	17.47		Left Side (2260x600) (14.60 sqft.); Right Side (2260x600) (14.60 sqft.)	18.24				
502	TLU2290				900			85.37	13.20	21.08		Left Side (2260x600) (14.60 sqft.); Right Side (2260x600) (14.60 sqft.)	21.89				
503	TU2245_A	Tail Unit		2,290	450	560	Prelam	55.25	6.16	10.39	PU Painted, Acrylic, Veneer, Membrane etc.	Left Side (2290x560) (13.80 sqft.); Right Side (2290x560) (13.80 sqft.)	11.09	1.) External Legs; 2.) External Skirting	Hinge, Handle		CNC Cut For LED Light (Left/ Right)
504	TU2260_A				600			64.84	8.40	14.05		Left Side (2290x560) (13.80 sqft.); Right Side (2290x560) (13.80 sqft.)	14.79				
505	TU2275_A				750			74.43	10.64	17.71		Left Side (2290x560) (13.80 sqft.); Right Side (2290x560) (13.80 sqft.)	18.49				
506	TU2290_A				900			84.02	12.87	21.37		Left Side (2290x560) (13.80 sqft.); Right Side (2290x560) (13.80 sqft.)	22.18				





# KITCHEN

Sr. No.	Item Code	Item Description	Carcass Image	H (mm)	W (mm)	D (mm) With Shutter	Material Options For Carcass	Total Sq.Ft. (Carcass + Shutters + With Visible Sides)	Carcass Sq.Ft. (18mm Board; without Visible Sides)	Carcass Sq.Ft. (18mm Board)	Material Options For Visible Sides & Shutters	Visible (Left side, Right side (mm) (Either 18mm Carcass Or Shutter Material)	Shutters (Sq.Ft.) (Without Visible Sides)	Optional Leg Styles	Optional Hardware	Final Product Image	Comments
507	TLU2245_A	Tail Unit		2,290	450	600	Prelam	57.25	6.18	10.39	PU Painted, Acrylic, Veneer, Membrane etc.	Left Side (2290x600) (14.79 sqft.); Right Side (2290x600) (14.79 sqft.)	11.09	1.) External Legs; 2.) External Skirting	Hinge, Handle		
508	TLU2260_A				600			66.94	8.52	14.05		Left Side (2290x600) (14.79 sqft.); Right Side (2290x600) (14.79 sqft.)	14.79				
509	TLU2275_A				750			76.63	10.86	17.71		Left Side (2290x600) (14.79 sqft.); Right Side (2290x600) (14.79 sqft.)	18.49				
510	TLU2290_A				900			86.32	13.19	21.37		Left Side (2290x600) (14.79 sqft.); Right Side (2290x600) (14.79 sqft.)	22.18				
511	TU1945-S	Tail Unit With Shelf		1,960	450	560	Prelam	59.80	17.81	8.88	PU Painted, Acrylic, Veneer, Membrane etc.	Left Side (1960x560) (11.81 sqft.); Right Side (1960x560) (11.81 sqft.)	9.49	1.) External Legs; 2.) External Skirting	Hinge, Handle		
512	TU1960-S				600			72.54	24.26	12.00		Left Side (1960x560) (11.81 sqft.); Right Side (1960x560) (11.81 sqft.)	12.66				
513	TU1975-S				750			85.28	30.71	15.13		Left Side (1960x560) (11.81 sqft.); Right Side (1960x560) (11.81 sqft.)	15.82				
514	TU1990-S				900			98.02	37.16	18.25		Left Side (1960x560) (11.81 sqft.); Right Side (1960x560) (11.81 sqft.)	18.99				





# KITCHEN

Sr. No.	Item Code	Item Description	Carcass Image	H (mm)	W (mm)	D (mm) With Shutter	Material Options For Carcass	Total Sq.Ft. (Carcass + Shutters + With Visible Sides)	Carcass Sq.Ft. (18mm Board; without Visible Sides)	Carcass Sq.Ft. (18mm Board)	Material Options For Visible Sides & Shutters	Visible (Left side, Right side (mm) (Either 18mm Carcass Or Shutter Material)	Shutters (Sq.Ft.) (Without Visible Sides)	Optional Leg Styles	Optional Hardware	Final Product Image	Comments
515	TLU1945-S	Tall Unit With Shelf		1,960	450	600	Prelam	62.74	19.05	8.88	PU Painted, Acrylic, Veneer, Membrane etc.	Left Side (1960x600) (12.66 sqft.); Right Side (1960x600) (12.66 sqft.)	9.49	1.) External Legs; 2.) External Skirting	Hinge, Handle		CNC Cut For LED Light (Left/ Right)
516	TLU1960-S				600			75.93	25.95	12.00		Left Side (1960x600) (12.66 sqft.); Right Side (1960x600) (12.66 sqft.)	12.66				
517	TLU1975-S				750			89.12	32.85	15.13		Left Side (1960x600) (12.66 sqft.); Right Side (1960x600) (12.66 sqft.)	15.82				
518	TLU1990-S				900			102.32	39.75	18.25		Left Side (1960x600) (12.66 sqft.); Right Side (1960x600) (12.66 sqft.)	18.99				
519	TU1945-S_A	Tall Unit With Shelf		1,990	450	560	Prelam	60.45	17.79	9.01	PU Painted, Acrylic, Veneer, Membrane etc.	Left Side (1990x560) (12 sqft.); Right Side (1990x560) (12 sqft.)	9.64	1.) External Legs; 2.) External Skirting	Hinge, Handle		CNC Cut For LED Light (Left/ Right)
520	TU1960-S_A				600			73.28	24.24	12.19		Left Side (1990x560) (12 sqft.); Right Side (1990x560) (12 sqft.)	12.85				
521	TU1975-S_A				750			86.12	30.69	15.36		Left Side (1990x560) (12 sqft.); Right Side (1990x560) (12 sqft.)	16.07				
522	TU1990-S_A				900			98.96	37.14	18.54		Left Side (1990x560) (12 sqft.); Right Side (1990x560) (12 sqft.)	19.28				





# KITCHEN

Sr. No.	Item Code	Item Description	Carcass Image	H (mm)	W (mm)	D (mm) With Shutter	Material Options For Carcass	Total Sq.Ft. (Carcass + Shutters + With Visible Sides)	Carcass Sq.Ft. (18mm Board; without Visible Sides)	Carcass Sq.Ft. (18mm Board)	Material Options For Visible Sides & Shutters	Visible (Left side, Right side (mm) (Either 18mm Carcass Or Shutter Material)	Shutters (Sq.Ft.) (Without Visible Sides)	Optional Leg Styles	Optional Hardware	Final Product Image	Comments
523	TLU1945-S_A	Tall Unit With Shelf		1,990	450	600	Prelam	63.41	19.05	9.01	PU Painted, Acrylic, Veneer, Membrane etc.	Left Side (1990x600) (12.85 sqft.); Right Side (1990x600) (12.85 sqft.)	9.64	1.) External Legs; 2.) External Skirting	Hinge, Handle		CNC Cut For LED Light (Left/ Right)
524	TLU1960-S_A				600			76.70	25.96	12.19		Left Side (1990x600) (12.85 sqft.); Right Side (1990x600) (12.85 sqft.)	12.85				
525	TLU1975-S_A				750			89.99	32.86	15.36		Left Side (1990x600) (12.85 sqft.); Right Side (1990x600) (12.85 sqft.)	16.07				
526	TLU1990-S_A				900			103.28	39.76	18.54		Left Side (1990x600) (12.85 sqft.); Right Side (1990x600) (12.85 sqft.)	19.28				
527	TU2045-S	Tall Unit With Shelf		2,080	450	560	Prelam	62.38	17.80	9.43	PU Painted, Acrylic, Veneer, Membrane etc.	Left Side (2080x560) (12.54 sqft.); Right Side (2080x560) (12.54 sqft.)	10.08	1.) External Legs; 2.) External Skirting	Hinge, Handle		CNC Cut For LED Light (Left/ Right)
528	TU2060-S				600			75.51	24.25	12.75		Left Side (2080x560) (12.54 sqft.); Right Side (2080x560) (12.54 sqft.)	13.43				
529	TU2075-S				750			88.64	30.70	16.07		Left Side (2080x560) (12.54 sqft.); Right Side (2080x560) (12.54 sqft.)	16.79				
530	TU2090-S				900			101.77	37.15	19.39		Left Side (2080x560) (12.54 sqft.); Right Side (2080x560) (12.54 sqft.)	20.15				





# KITCHEN

Sr. No.	Item Code	Item Description	Carcass Image	H (mm)	W (mm)	D (mm) With Shutter	Material Options For Carcass	Total Sq.Ft. (Carcass + Shutters + With Visible Sides)	Carcass Sq.Ft. (18mm Board; without Visible Sides)	Carcass Sq.Ft. (18mm Board)	Material Options For Visible Sides & Shutters	Visible (Left side, Right side (mm) (Either 18mm Carcass Or Shutter Material)	Shutters (Sq.Ft.) (Without Visible Sides)	Optional Leg Styles	Optional Hardware	Final Product Image	Comments
531	TLU2045-S	Tall Unit With Shelf		2,080	450	600	Prelam	65.42	19.06	9.43	PU Painted, Acrylic, Veneer, Membrane etc.	Left Side (2080x600) (13.43 sqft.); Right Side (2080x600) (13.43 sqft.)	10.08	1.) External Legs; 2.) External Skirting	Hinge, Handle		CNC Cut For LED Light (Left/ Right)
532	TLU2060-S				600			79.00	25.96	12.75		Left Side (2080x600) (13.43 sqft.); Right Side (2080x600) (13.43 sqft.)	13.43				
533	TLU2075-S				750			92.58	32.86	16.07		Left Side (2080x600) (13.43 sqft.); Right Side (2080x600) (13.43 sqft.)	16.79				
534	TLU2090-S				900			106.16	39.76	19.39		Left Side (2080x600) (13.43 sqft.); Right Side (2080x600) (13.43 sqft.)	20.15				
535	TU2145-S	Tall Unit With Shelf		2,110	450	560	Prelam	63.03	17.80	9.57	PU Painted, Acrylic, Veneer, Membrane etc.	Left Side (2110x560) (12.72 sqft.); Right Side (2110x560) (12.72 sqft.)	10.22	1.) External Legs; 2.) External Skirting	Hinge, Handle		CNC Cut For LED Light (Left/ Right)
536	TU2160-S				600			76.25	24.25	12.93		Left Side (2110x560) (12.72 sqft.); Right Side (2110x560) (12.72 sqft.)	13.63				
537	TU2175-S				750			89.48	30.70	16.30		Left Side (2110x560) (12.72 sqft.); Right Side (2110x560) (12.72 sqft.)	17.03				
538	TU2190-S				900			102.70	37.15	19.67		Left Side (2110x560) (12.72 sqft.); Right Side (2110x560) (12.72 sqft.)	20.44				





# KITCHEN

Sr. No.	Item Code	Item Description	Carcass Image	H (mm)	W (mm)	D (mm) With Shutter	Material Options For Carcass	Total Sq.Ft. (Carcass + Shutters + With Visible Sides)	Carcass Sq.Ft. (18mm Board; without Visible Sides)	Carcass Sq.Ft. (18mm Board)	Material Options For Visible Sides & Shutters	Visible (Left side, Right side (mm) (Either 18mm Carcass Or Shutter Material)	Shutters (Sq.Ft.) (Without Visible Sides)	Optional Leg Styles	Optional Hardware	Final Product Image	Comments
539	TLU2145-S	Tall Unit With Shelf		2,110	450	600	Prelam	66.09	19.04	9.57	PU Painted, Acrylic, Veneer, Membrane etc.	Left Side (2110x600) (13.63 sqft.); Right Side (2110x600) (13.63 sqft.)	10.22	1.) External Legs; 2.) External Skirting	Hinge, Handle		
540	TLU2160-S				600			79.77	25.95	12.93		Left Side (2110x600) (13.63 sqft.); Right Side (2110x600) (13.63 sqft.)	13.63				
541	TLU2175-S				750			93.44	32.85	16.30		Left Side (2110x600) (13.63 sqft.); Right Side (2110x600) (13.63 sqft.)	17.03				
542	TLU2190-S				900			107.12	39.75	19.67		Left Side (2110x600) (13.63 sqft.); Right Side (2110x600) (13.63 sqft.)	20.44				
543	TU2145-S_A	Tall Unit With Shelf		2,140	450	560	Prelam	63.67	17.80	9.70	PU Painted, Acrylic, Veneer, Membrane etc.	Left Side (2140x560) (12.90 sqft.); Right Side (2140x560) (12.90 sqft.)	10.37	1.) External Legs; 2.) External Skirting	Hinge, Handle		
544	TU2160-S_A				600			76.99	24.25	13.12		Left Side (2140x560) (12.90 sqft.); Right Side (2140x560) (12.90 sqft.)	13.82				
545	TU2175-S_A				750			90.31	30.70	16.54		Left Side (2140x560) (12.90 sqft.); Right Side (2140x560) (12.90 sqft.)	17.28				
546	TU2190-S_A				900			103.64	37.15	19.95		Left Side (2140x560) (12.90 sqft.); Right Side (2140x560) (12.90 sqft.)	20.73				



# KITCHEN

Sr. No.	Item Code	Item Description	Carcass Image	H (mm)	W (mm)	D (mm) With Shutter	Material Options For Carcass	Total Sq.Ft. (Carcass + Shutters + With Visible Sides)	Carcass Sq.Ft. (18mm Board; without Visible Sides)	Carcass Sq.Ft. (18mm Board)	Material Options For Visible Sides & Shutters	Visible (Left side, Right side (mm) (Either 18mm Carcass Or Shutter Material)	Shutters (Sq.Ft.) (Without Visible Sides)	Optional Leg Styles	Optional Hardware	Final Product Image	Comments
547	TLU2145-S_A	Tall Unit With Shelf		2,140	450	600	Prelam	66.76	19.05	9.70	PU Painted, Acrylic, Veneer, Membrane etc.	Left Side (2140x600) (13.82 sqft.); Right Side (2140x600) (13.82 sqft.)	10.37	1.) External Legs; 2.) External Skirting	Hinge, Handle		
548	TLU2160-S_A				600			80.53	25.95	13.12		Left Side (2140x600) (13.82 sqft.); Right Side (2140x600) (13.82 sqft.)	13.82				
549	TLU2175-S_A				750			94.31	32.86	16.54		Left Side (2140x600) (13.82 sqft.); Right Side (2140x600) (13.82 sqft.)	17.28				
550	TLU2190-S_A				900			108.08	39.76	19.95		Left Side (2140x600) (13.82 sqft.); Right Side (2140x600) (13.82 sqft.)	20.73				
551	TU2245-S	Tall Unit With Shelf		2,260	450	560	Prelam	57.47	9.03	10.25	PU Painted, Acrylic, Veneer, Membrane etc.	Left Side (2260x560) (13.62 sqft.); Right Side (2260x560) (13.62 sqft.)	10.95	1.) External Legs; 2.) External Skirting	Hinge, Handle		
552	TU2260-S				600			69.93	14.23	13.86		Left Side (2260x560) (13.62 sqft.); Right Side (2260x560) (13.62 sqft.)	14.60				
553	TU2275-S				750			82.40	19.44	17.47		Left Side (2260x560) (13.62 sqft.); Right Side (2260x560) (13.62 sqft.)	18.24				
554	TU2290-S				900			94.86	24.65	21.08		Left Side (2260x560) (13.62 sqft.); Right Side (2260x560) (13.62 sqft.)	21.89				



# KITCHEN

Sr. No.	Item Code	Item Description	Carcass Image	H (mm)	W (mm)	D (mm) With Shutter	Material Options For Carcass	Total Sq.Ft. (Carcass + Shutters + With Visible Sides)	Carcass Sq.Ft. (18mm Board; without Visible Sides)	Carcass Sq.Ft. (18mm Board)	Material Options For Visible Sides & Shutters	Visible (Left side, Right side (mm) (Either 18mm Carcass Or Shutter Material))	Shutters (Sq.Ft.) (Without Visible Sides)	Optional Leg Styles	Optional Hardware	Final Product Image	Comments
555	TLU2245-S	Tall Unit With Shelf		2,260	450	600	Prelam	69.44	19.04	10.25	PU Painted, Acrylic, Veneer, Membrane etc.	Left Side (2260x600) (14.60 sqft.); Right Side (2260x600) (14.60 sqft.)	10.95	1.) External Legs; 2.) External Skirting	Hinge, Handle		CNC Cut For LED Light (Left/ Right)
556	TLU2260-S				600			83.60	25.94	13.86		Left Side (2260x600) (14.60 sqft.); Right Side (2260x600) (14.60 sqft.)	14.60				
557	TLU2275-S				750			97.77	32.85	17.47		Left Side (2260x600) (14.60 sqft.); Right Side (2260x600) (14.60 sqft.)	18.24				
558	TLU2290-S				900			111.93	39.75	21.08		Left Side (2260x600) (14.60 sqft.); Right Side (2260x600) (14.60 sqft.)	21.89				
559	TU2245-S_A	Tall Unit With Shelf		2,290	450	560	Prelam	66.89	17.81	10.39	PU Painted, Acrylic, Veneer, Membrane etc.	Left Side (2290x560) (13.80 sqft.); Right Side (2290x560) (13.80 sqft.)	11.09	1.) External Legs; 2.) External Skirting	Hinge, Handle		CNC Cut For LED Light (Left/ Right)
560	TU2260-S_A				600			80.70	24.26	14.05		Left Side (2290x560) (13.80 sqft.); Right Side (2290x560) (13.80 sqft.)	14.79				
561	TU2275-S_A				750			94.51	30.71	17.71		Left Side (2290x560) (13.80 sqft.); Right Side (2290x560) (13.80 sqft.)	18.49				
562	TU2290-S_A				900			108.31	37.16	21.37		Left Side (2290x560) (13.80 sqft.); Right Side (2290x560) (13.80 sqft.)	22.18				

# KITCHEN

Sr. No.	Item Code	Item Description	Carcass Image	H (mm)	W (mm)	D (mm) With Shutter	Material Options For Carcass	Total Sq.Ft. (Carcass + Shutters + With Visible Sides)	Carcass Sq.Ft. (18mm Board; without Visible Sides)	Carcass Sq.Ft. (18mm Board)	Material Options For Visible Sides & Shutters	Visible (Left side, Right side (mm) (Either 18mm Carcass Or Shutter Material)	Shutters (Sq.Ft.) (Without Visible Sides)	Optional Leg Styles	Optional Hardware	Final Product Image	Comments
563	TLU2245-S_A	Tall Unit With Shelf		2,290	450	600	Prelam	70.11	19.05	10.39	PU Painted, Acrylic, Veneer, Membrane etc.	Left Side (2290x600) (14.79 sqft.); Right Side (2290x600) (14.79 sqft.)	11.09	1.) External Legs; 2.) External Skirting	Hinge, Handle		CNC Cut For LED Light (Left/ Right)
564	TLU2260-S_A			600	84.37	25.95	14.05	Left Side (2290x600) (14.79 sqft.); Right Side (2290x600) (14.79 sqft.)	14.79								
565	TLU2275-S_A			750	98.63	32.85	17.71	Left Side (2290x600) (14.79 sqft.); Right Side (2290x600) (14.79 sqft.)	18.49								
566	TLU2290-S_A			900	112.89	39.76	21.37	Left Side (2290x600) (14.79 sqft.); Right Side (2290x600) (14.79 sqft.)	22.18								
567	TU1960-MO			1,960	600	560		52.32	16.82	5.67		Left Side (1960x560) (11.81 sqft.); Right Side (1960x560) (11.81 sqft.)	6.21				
568	TU1960-MO_A			1,990	600	560		53.07	16.82	5.85		Left Side (1990x560) (12 sqft.); Right Side (1990x560) (12 sqft.)	6.41				



# KITCHEN

Sr. No.	Item Code	Item Description	Carcass Image	H (mm)	W (mm)	D (mm) With Shutter	Material Options For Carcass	Total Sq.Ft. (Carcass + Shutters + With Visible Sides)	Carcass Sq.Ft. (18mm Board; without Visible Sides)	Carcass Sq.Ft. (18mm Board)	Material Options For Visible Sides & Shutters	Visible (Left side, Right side (mm) (Either 18mm Carcass Or Shutter Material))	Shutters (Sq.Ft.) (Without Visible Sides)	Optional Leg Styles	Optional Hardware	Final Product Image	Comments
569	TU2060-MO	Tall Unit :- M/W & Oven Unit		2,080	600	560	Prelam	55.29	16.82	6.41	PU Painted, Acrylic, Veneer, Membrane etc.	Left Side (2080x560) (12.54 sqft.); Right Side (2080x560) (12.54 sqft.)	6.99	1.) External Legs; 2.) External Skirting	Hinge, Handle		
570	TU2160-MO			2,110	600	560		56.03	16.82	6.60		Left Side (2110x560) (12.72 sqft.); Right Side (2110x560) (12.72 sqft.)	7.18				
571	TU2160-MO_A			2,140	600	560		56.77	16.82	6.78		Left Side (2140x560) (12.90 sqft.); Right Side (2140x560) (12.90 sqft.)	7.38				
572	TU2260-MO			2,260	600	560		59.73	16.82	7.53		Left Side (2260x560) (13.62 sqft.); Right Side (2260x560) (13.62 sqft.)	8.15				
573	TU2260-MO_A			2,290	600	560		60.47	16.82	7.71		Left Side (2290x560) (13.80 sqft.); Right Side (2290x560) (13.80 sqft.)	8.34				
574	TLU1960-MO			1,960	600	600		55.23	18.03	5.67		Left Side (1960x600) (12.66 sqft.); Right Side (1960x600) (12.66 sqft.)	6.21				
575	TLU1960-MO_A			1,990	600	600		55.99	18.03	5.85		Left Side (1990x600) (12.85 sqft.); Right Side (1990x600) (12.85 sqft.)	6.41				



# KITCHEN



Sr. No.	Item Code	Item Description	Carcass Image	H (mm)	W (mm)	D (mm) With Shutter	Material Options For Carcass	Total Sq.Ft. (Carcass + Shutters + With Visible Sides)	Carcass Sq.Ft. (18mm Board; without Visible Sides)	Carcass Sq.Ft. (18mm Board)	Material Options For Visible Sides & Shutters	Visible (Left side, Right side (mm) (Either 18mm Carcass Or Shutter Material)	Shutters (Sq.Ft.) (Without Visible Sides)	Optional Leg Styles	Optional Hardware	Final Product Image	Comments
576	TLU2060-MO	Tall Unit :- M/W & Oven Unit		2,080	600	600	Prelam	58.29	18.03	6.41	PU Painted,Acrylic, Veneer, Membrane etc.	Left Side (2080x600) (13.43 sqft.); Right Side (2080x600) (13.43 sqft.)	6.99	1.) External Legs; 2.) External Skirting	Hinge,Handle		
577	TLU2160-MO			2,110	600	600		59.07	18.03	6.60		Left Side (2110x600) (13.63 sqft.); Right Side (2110x600) (13.63 sqft.)	7.18				
578	TLU2160-MO_A			2,140	600	600		59.83	18.03	6.78		Left Side (2140x600) (13.82 sqft.); Right Side (2140x600) (13.82 sqft.)	7.38				
579	TLU2260-MO			2,260	600	600		62.91	18.03	7.53		Left Side (2260x600) (14.60 sqft.); Right Side (2260x600) (14.60 sqft.)	8.15				
580	TLU2260-MO_A			2,290	600	600		63.67	18.03	7.71		Left Side (2290x600) (14.79 sqft.); Right Side (2290x600) (14.79 sqft.)	8.34				
581	TU1960-O			1,960	600	560		61.27	16.82	8.13		Left Side (1960x560) (11.81 sqft.); Right Side (1960x560) (11.81 sqft.)	12.70				
582	TU1960-O_A			1,990	600	560		62.03	16.82	8.32		Left Side (1990x560) (12 sqft.); Right Side (1990x560) (12 sqft.)	12.89				



# KITCHEN

Sr. No.	Item Code	Item Description	Carcass Image	H (mm)	W (mm)	D (mm) With Shutter	Material Options For Carcass	Total Sq.Ft. (Carcass + Shutters + With Visible Sides)	Carcass Sq.Ft. (18mm Board; without Visible Sides)	Carcass Sq.Ft. (18mm Board)	Material Options For Visible Sides & Shutters	Visible (Left side, Right side (mm) (Either 18mm Carcass Or Shutter Material))	Shutters (Sq.Ft.) (Without Visible Sides)	Optional Leg Styles	Optional Hardware	Final Product Image	Comments
583	TU2060-O	Tall Unit :- Oven Unit		2,080	600	560	Prelam	64.25	16.82	8.88	PU Painted, Acrylic, Veneer, Membrane etc.	Left Side (2080x560) (12.54 sqft.); Right Side (2080x560) (12.54 sqft.)	13.47	1.) External Legs; 2.) External Skirting	Hinge, Handle		
584	TU2160-O			2,110	600	560		64.99	16.82	9.06		Left Side (2110x560) (12.72 sqft.); Right Side (2110x560) (12.72 sqft.)	13.67				
585	TU2160-O_A			2,140	600	560		65.73	16.82	9.25		Left Side (2140x560) (12.90 sqft.); Right Side (2140x560) (12.90 sqft.)	13.86				
586	TU2260-O			2,260	600	560		68.69	16.82	9.99		Left Side (2260x560) (13.62 sqft.); Right Side (2260x560) (13.62 sqft.)	14.63				
587	TU2260-O_A			2,290	600	560		69.43	16.82	10.18		Left Side (2290x560) (13.80 sqft.); Right Side (2290x560) (13.80 sqft.)	14.83				
588	TLU1960-O			1,960	600	600		64.18	18.03	8.13		Left Side (1960x600) (12.66 sqft.); Right Side (1960x600) (12.66 sqft.)	12.70				
589	TLU1960-O_A			1,990	600	600		64.94	18.03	8.32		Left Side (1990x600) (12.85 sqft.); Right Side (1990x600) (12.85 sqft.)	12.89				



# KITCHEN

Sr. No.	Item Code	Item Description	Carcass Image	H (mm)	W (mm)	D (mm) With Shutter	Material Options For Carcass	Total Sq.Ft. (Carcass + Shutters + With Visible Sides)	Carcass Sq.Ft. (18mm Board; without Visible Sides)	Carcass Sq.Ft. (18mm Board)	Material Options For Visible Sides & Shutters	Visible (Left side, Right side (mm) (Either 18mm Carcass Or Shutter Material)	Shutters (Sq.Ft.) (Without Visible Sides)	Optional Leg Styles	Optional Hardware	Final Product Image	Comments
590	TLU2060-O	Tall Unit :- Oven Unit		2,080	600	600	Prelam	67.24	18.03	8.88	PU Painted, Acrylic, Veneer, Membrane etc.	Left Side (2080x600) (13.43 sqft.); Right Side (2080x600) (13.43 sqft.)	13.47	1.) External Legs; 2.) External Skirting	Hinge, Handle		
591	TLU2160-O			2,110	600	600		68.02	18.03	9.06		Left Side (2110x600) (13.63 sqft.); Right Side (2110x600) (13.63 sqft.)	13.67				
592	TLU2160-O_A			2,140	600	600		68.78	18.03	9.25		Left Side (2140x600) (13.82 sqft.); Right Side (2140x600) (13.82 sqft.)	13.86				
593	TLU2260-O			2,260	600	600		71.86	18.03	9.99		Left Side (2260x600) (14.60 sqft.); Right Side (2260x600) (14.60 sqft.)	14.63				
594	TLU2260-O_A			2,290	600	600		72.62	18.03	10.18		Left Side (2290x600) (14.79 sqft.); Right Side (2290x600) (14.79 sqft.)	14.83				
595	TU1960-M			1,960	600	560		60.13	16.82	9.61		Left Side (1960x560) (11.81 sqft.); Right Side (1960x560) (11.81 sqft.)	10.09				



Sr. No.	Item Code	Item Description	Carcass Image	H (mm)	W (mm)	D (mm) With Shutter	Material Options For Carcass	Total Sq.Ft. (Carcass + Shutters + With Visible Sides)	Carcass Sq.Ft. (18mm Board; without Visible Sides)	Carcass Sq.Ft. (18mm Board)	Material Options For Visible Sides & Shutters	Visible (Left side, Right side (mm) (Either 18mm Carcass Or Shutter Material)	Shutters (Sq.Ft.) (Without Visible Sides)	Optional Leg Styles	Optional Hardware	Final Product Image	Comments
596	TU1960-M_A	Tall Unit - MW Unit With Shelf		1,990	600	560	Prelam	60.89	16.82	9.80	PU Painted,Acrylic, Veneer, Membrane etc.	Left Side (1990x560) (12 sqft.); Right Side (1990x560) (12 sqft.)	10.28	1.) External Legs; 2.) External Skirting	Hinge,Handle		
597	TU2060-M			2,080	600	560		63.11	16.82	10.35		Left Side (2080x560) (12.54 sqft.); Right Side (2080x560) (12.54 sqft.)	10.86				
598	TU2160-M			2,110	600	560		63.85	16.82	10.54		Left Side (2110x560) (12.72 sqft.); Right Side (2110x560) (12.72 sqft.)	11.06				
599	TU2160-M_A			2,140	600	560		64.59	16.82	10.73		Left Side (2140x560) (12.90 sqft.); Right Side (2140x560) (12.90 sqft.)	11.25				
600	TU2260-M			2,260	600	560		67.55	16.82	11.47		Left Side (2260x560) (13.62 sqft.); Right Side (2260x560) (13.62 sqft.)	12.03				
601	TU2260-M_A			2,290	600	560		68.29	16.82	11.66		Left Side (2290x560) (13.80 sqft.); Right Side (2290x560) (13.80 sqft.)	12.22				



Sr. No.	Item Code	Item Description	Carcass Image	H (mm)	W (mm)	D (mm) With Shutter	Material Options For Carcass	Total Sq.Ft. (Carcass + Shutters + With Visible Sides)	Carcass Sq.Ft. (18mm Board; without Visible Sides)	Carcass Sq.Ft. (18mm Board)	Material Options For Visible Sides & Shutters	Visible (Left side, Right side (mm) (Either 18mm Carcass Or Shutter Material)	Shutters (Sq.Ft.) (Without Visible Sides)	Optional Leg Styles	Optional Hardware	Final Product Image	Comments
602	TLU1960-M	Tall Unit :- MW Unit With Shelf		1,960	600	600	Prelam	63.05	18.03	9.61	PU Painted, Acrylic, Veneer, Membrane etc.	Left Side (1960x600) (12.66 sqft.); Right Side (1960x600) (12.66 sqft.)	10.09	1.) External Legs; 2.) External Skirting	Hinge, Handle		
603	TLU1960-M_A			1,990	600	600		63.81	18.03	9.80		Left Side (1990x600) (12.85 sqft.); Right Side (1990x600) (12.85 sqft.)	10.28				
604	TLU2060-M			2,080	600	600		66.11	18.03	10.35		Left Side (2080x600) (13.43 sqft.); Right Side (2080x600) (13.43 sqft.)	10.86				
605	TLU2160-M			2,110	600	600		66.89	18.03	10.54		Left Side (2110x600) (13.63 sqft.); Right Side (2110x600) (13.63 sqft.)	11.06				
606	TLU2160-M_A			2,140	600	600		67.65	18.03	10.73		Left Side (2140x600) (13.82 sqft.); Right Side (2140x600) (13.82 sqft.)	11.25				
607	TLU2260-M			2,260	600	600		70.73	18.03	11.47		Left Side (2260x600) (14.60 sqft.); Right Side (2260x600) (14.60 sqft.)	12.03				
608	TLU2260-M_A			2,290	600	600		71.49	18.03	11.66		Left Side (2290x600) (14.79 sqft.); Right Side (2290x600) (14.79 sqft.)	12.22				


# KITCHEN



Sr. No.	Item Code	Item Description	Carcass Image	H (mm)	W (mm)	D (mm) With Shutter	Material Options For Carcass	Total Sq.Ft. (Carcass + Shutters + With Visible Sides)	Carcass Sq.Ft. (18mm Board; without Visible Sides)	Carcass Sq.Ft. (18mm Board)	Material Options For Visible Sides & Shutters	Visible (Left side, Right side (mm) (Either 18mm Carcass Or Shutter Material))	Shutters (Sq.Ft.) (Without Visible Sides)	Optional Leg Styles	Optional Hardware	Final Product Image	Comments
609	TU1960-MO2D	Tail Unit :- M/W & Oven Unit With Two Drawer		1,960	600	560	Prelam	68.33	27.23	11.27	PU Painted, Acrylic, Veneer, Membrane etc.	Left Side (1960x560) (11.81 sqft.); Right Side (1960x560) (11.81 sqft.)	6.21	1.) External Legs; 2.) External Skirting	External Handles/ Knobs, Telescopic Channels/Quadro Channels (Hettich V6)		
610	TU1960-MO2D_A			1,990	600	560		69.09	27.23	11.45		Left Side (1990x560) (12 sqft.); Right Side (1990x560) (12 sqft.)	6.41				
611	TU2060-MO2D			2,080	600	560		71.31	27.23	12.01		Left Side (2080x560) (12.54 sqft.); Right Side (2080x560) (12.54 sqft.)	6.99				
612	TU2160-MO2D			2,110	600	560		72.05	27.23	12.20		Left Side (2110x560) (12.72 sqft.); Right Side (2110x560) (12.72 sqft.)	7.18				
613	TU2160-MO2D_A			2,140	600	560		72.79	27.23	12.38		Left Side (2140x560) (12.90 sqft.); Right Side (2140x560) (12.90 sqft.)	7.38				
614	TU2260-MO2D			2,260	600	560		75.75	27.23	13.13		Left Side (2260x560) (13.62 sqft.); Right Side (2260x560) (13.62 sqft.)	8.15				
615	TU2260-MO2D_A			2,290	600	560		76.49	27.23	13.31		Left Side (2290x560) (13.80 sqft.); Right Side (2290x560) (13.80 sqft.)	8.34				

# KITCHEN

Sr. No.	Item Code	Item Description	Carcass Image	H (mm)	W (mm)	D (mm) With Shutter	Material Options For Carcass	Total Sq.Ft. (Carcass + Shutters + With Visible Sides)	Carcass Sq.Ft. (18mm Board; without Visible Sides)	Carcass Sq.Ft. (18mm Board)	Material Options For Visible Sides & Shutters	Visible (Left side, Right side (mm) (Either 18mm Carcass Or Shutter Material)	Shutters (Sq.Ft.) (Without Visible Sides)	Optional Leg Styles	Optional Hardware	Final Product Image	Comments
616	TLU1960-MO2D	Tail Unit - M/W & Oven Unit With Two Drawer		1,960	600	600	Prelam	72.23	28.88	11.82	PU Painted, Acrylic, Veneer, Membrane etc.	Left Side (1960x600) (12.66 sqft.); Right Side (1960x600) (12.66 sqft.)	6.21	1.) External Legs; 2.) External Skirting	External Handles/ Knobs, Telescopic Channels/Quadro Channels (Hettich V6)		
617	TLU1960-MO2D_A			1,990	600	600		72.99	28.88	12.01		Left Side (1990x600) (12.85 sqft.); Right Side (1990x600) (12.85 sqft.)	6.41				
618	TLU2060-MO2D			2,080	600	600		75.29	28.88	12.56		Left Side (2080x600) (13.43 sqft.); Right Side (2080x600) (13.43 sqft.)	6.99				
619	TLU2160-MO2D			2,110	600	600		76.07	28.88	12.75		Left Side (2110x600) (13.63 sqft.); Right Side (2110x600) (13.63 sqft.)	7.18				
620	TLU2160-MO2D_A			2,140	600	600		76.83	28.88	12.94		Left Side (2140x600) (13.82 sqft.); Right Side (2140x600) (13.82 sqft.)	7.38				
621	TLU2260-MO2D			2,260	600	600		79.91	28.88	13.68		Left Side (2260x600) (14.60 sqft.); Right Side (2260x600) (14.60 sqft.)	8.15				
622	TLU2260-MO2D_A			2,290	600	600		80.67	28.88	13.87		Left Side (2290x600) (14.79 sqft.); Right Side (2290x600) (14.79 sqft.)	8.34				

Sr. No.	Item Code	Item Description	Carcass Image	H (mm)	W (mm)	D (mm) With Shutter	Material Options For Carcass	Total Sq.Ft. (Carcass + Shutters + With Visible Sides)	Carcass Sq.Ft. (18mm Board; without Visible Sides)	Carcass Sq.Ft. (18mm Board)	Material Options For Visible Sides & Shutters	Visible (Left side, Right side (mm) (Either 18mm Carcass Or Shutter Material)	Shutters (Sq.Ft.) (Without Visible Sides)	Optional Leg Styles	Optional Hardware	Final Product Image	Comments
623	TU1960-MO2W	Tall Unit - M/W & Oven Unit With Two Wicker Basket		1,960	600	560	Prelam	48.40	16.82	5.67	PU Painted, Acrylic, Veneer, Membrane etc.	Left Side (1960x560) (11.81 sqft.); Right Side (1960x560) (11.81 sqft.)	2.30	1.) External Legs; 2.) External Skirting	Hinge, Handle		
624	TU1960-MO2W_A			1,990	600	560		49.16	16.82	5.85		Left Side (1990x560) (12 sqft.); Right Side (1990x560) (12 sqft.)	2.49				
625	TU2060-MO2W			2,080	600	560		51.38	16.82	6.41		Left Side (2080x560) (12.54 sqft.); Right Side (2080x560) (12.54 sqft.)	3.07				
626	TU2160-MO2W			2,110	600	560		52.12	16.82	6.60		Left Side (2110x560) (12.72 sqft.); Right Side (2110x560) (12.72 sqft.)	3.27				
627	TU2160-MO2W_A			2,140	600	560		52.86	16.82	6.78		Left Side (2140x560) (12.90 sqft.); Right Side (2140x560) (12.90 sqft.)	3.46				
628	TU2260-MO2W			2,260	600	560		55.82	16.82	7.53		Left Side (2260x560) (13.62 sqft.); Right Side (2260x560) (13.62 sqft.)	4.24				
629	TU2260-MO2W_A			2,290	600	560		56.56	16.82	7.71		Left Side (2290x560) (13.80 sqft.); Right Side (2290x560) (13.80 sqft.)	4.43				

Sr. No.	Item Code	Item Description	Carcass Image	H (mm)	W (mm)	D (mm) With Shutter	Material Options For Carcass	Total Sq.Ft. (Carcass + Shutters + With Visible Sides)	Carcass Sq.Ft. (18mm Board; without Visible Sides)	Carcass Sq.Ft. (18mm Board)	Material Options For Visible Sides & Shutters	Visible (Left side, Right side (mm) (Either 18mm Carcass Or Shutter Material)	Shutters (Sq.Ft.) (Without Visible Sides)	Optional Leg Styles	Optional Hardware	Final Product Image	Comments
630	TLU1960-MO2W	Tall Unit - M/W & Oven Unit With Two Wicker Basket		1,960	600	600	Prelam	51.32	18.03	5.67	PU Painted, Acrylic, Veneer, Membrane etc.	Left Side (1960x600) (12.66 sqft.); Right Side (1960x600) (12.66 sqft.)	2.30	1.) External Legs; 2.) External Skirting	Hinge, Handle		
631	TLU1960-MO2W_A			1,990	600	600		52.08	18.03	5.85		Left Side (1990x600) (12.85 sqft.); Right Side (1990x600) (12.85 sqft.)	2.49				
632	TLU2060-MO2W			2,080	600	600		54.37	18.03	6.41		Left Side (2080x600) (13.43 sqft.); Right Side (2080x600) (13.43 sqft.)	3.07				
633	TLU2160-MO2W			2,110	600	600		55.16	18.03	6.60		Left Side (2110x600) (13.63 sqft.); Right Side (2110x600) (13.63 sqft.)	3.27				
634	TLU2160-MO2W_A			2,140	600	600		55.91	18.03	6.78		Left Side (2140x600) (13.82 sqft.); Right Side (2140x600) (13.82 sqft.)	3.46				
635	TLU2260-MO2W			2,260	600	600		58.99	18.03	7.53		Left Side (2260x600) (14.60 sqft.); Right Side (2260x600) (14.60 sqft.)	4.24				
636	TLU2260-MO2W_A			2,290	600	600		59.75	18.03	7.71		Left Side (2290x600) (14.79 sqft.); Right Side (2290x600) (14.79 sqft.)	4.43				

Sr. No.	Item Code	Item Description	Carcass Image	H (mm)	W (mm)	D (mm) With Shutter	Material Options For Carcass	Total Sq.Ft. (Carcass + Shutters + With Visible Sides)	Carcass Sq.Ft. (18mm Board; without Visible Sides)	Carcass Sq.Ft. (18mm Board)	Material Options For Visible Sides & Shutters	Visible (Left side, Right side (mm) (Either 18mm Carcass Or Shutter Material)	Shutters (Sq.Ft.) (Without Visible Sides)	Optional Leg Styles	Optional Hardware	Final Product Image	Comments
637	TU1960-O2W	Tall Unit :- Oven Unit With Two Wicker Basket		1,960	600	560	Prelam	53.32	16.82	8.13	PU Painted, Acrylic, Veneer, Membrane etc.	Left Side (1960x560) (11.81 sqft.); Right Side (1960x560) (11.81 sqft.)	4.75	1.) External Legs; 2.) External Skirting	Hinge, Handle		
638	TU1960-O2W_A			1,990	600	560		54.08	16.82	8.32		Left Side (1990x560) (12 sqft.); Right Side (1990x560) (12 sqft.)	4.95				
639	TU2060-O2W			2,080	600	560		56.30	16.82	8.88		Left Side (2080x560) (12.54 sqft.); Right Side (2080x560) (12.54 sqft.)	5.53				
640	TU2160-O2W			2,110	600	560		57.04	16.82	9.06		Left Side (2110x560) (12.72 sqft.); Right Side (2110x560) (12.72 sqft.)	5.72				
641	TU2160-O2W_A			2,140	600	560		57.78	16.82	9.25		Left Side (2140x560) (12.90 sqft.); Right Side (2140x560) (12.90 sqft.)	5.92				
642	TU2260-O2W			2,260	600	560		60.74	16.82	9.99		Left Side (2260x560) (13.62 sqft.); Right Side (2260x560) (13.62 sqft.)	6.69				
643	TU2260-O2W_A			2,290	600	560		61.48	16.82	10.18		Left Side (2290x560) (13.80 sqft.); Right Side (2290x560) (13.80 sqft.)	6.88				

Sr. No.	Item Code	Item Description	Carcass Image	H (mm)	W (mm)	D (mm) With Shutter	Material Options For Carcass	Total Sq.Ft. (Carcass + Shutters + With Visible Sides)	Carcass Sq.Ft. (18mm Board; without Visible Sides)	Carcass Sq.Ft. (18mm Board)	Material Options For Visible Sides & Shutters	Visible (Left side, Right side (mm) (Either 18mm Carcass Or Shutter Material)	Shutters (Sq.Ft.) (Without Visible Sides)	Optional Leg Styles	Optional Hardware	Final Product Image	Comments
644	TLU1960-O2W	Tall Unit :- Oven Unit With Two Wicker Basket		1,960	600	600	Prelam	56.24	18.03	8.13	PU Painted,Acrylic, Veneer, Membrane etc.	Left Side (1960x600) (12.66 sqft.); Right Side (1960x600) (12.66 sqft.)	4.75	1.) External Legs; 2.) External Skirting	Hinge,Handle		
645	TLU1960-O2W_A			1,990	600	600		57.00	18.03	8.32		Left Side (1990x600) (12.85 sqft.); Right Side (1990x600) (12.85 sqft.)	4.95				
646	TLU2060-O2W			2,080	600	600		59.30	18.03	8.88		Left Side (2080x600) (13.43 sqft.); Right Side (2080x600) (13.43 sqft.)	5.53				
647	TLU2160-O2W			2,110	600	600		60.08	18.03	9.06		Left Side (2110x600) (13.63 sqft.); Right Side (2110x600) (13.63 sqft.)	5.72				
648	TLU2160-O2W_A			2,140	600	600		60.84	18.03	9.25		Left Side (2140x600) (13.82 sqft.); Right Side (2140x600) (13.82 sqft.)	5.92				
649	TLU2260-O2W			2,260	600	600		63.92	18.03	9.99		Left Side (2260x600) (14.60 sqft.); Right Side (2260x600) (14.60 sqft.)	6.69				
650	TLU2260-O2W_A			2,290	600	600		64.68	18.03	10.18		Left Side (2290x600) (14.79 sqft.); Right Side (2290x600) (14.79 sqft.)	6.88				
651	RS1245			450			26.55	6.82	5.39			Left Side (1200x330) (4.26 sqft.);	5.81				





# KITCHEN

Sr. No.	Item Code	Item Description	Carcass Image	H (mm)	W (mm)	D (mm) With Shutter	Material Options For Carcass	Total Sq.Ft. (Carcass + Shutters + With Visible Sides)	Carcass Sq.Ft. (18mm Board; without Visible Sides)	Carcass Sq.Ft. (18mm Board)	Material Options For Visible Sides & Shutters	Visible (Left side, Right side (mm) (Either 18mm Carcass Or Shutter Material)	Shutters (Sq.Ft.) (Without Visible Sides)	Optional Leg Styles	Optional Hardware	Final Product Image	Comments
652	RS1260	Rolling Shutter With Three Shelf		900	600	330	Prelam	32.85	9.29	7.29	PU Painted,Acrylic, Veneer, Membrane etc.	Right Side (1200x330) (4.26 sqft.)	7.75	-	1.) Rolling Shutter		-
653	RS9045				450			21.88	7.10	4.02		Left Side (900x330) (3.20 sqft.);	4.36				
654	RS9060				600			27.32	9.67	5.43		Right Side (900x330) (3.20 sqft.)	5.81				
655	RS1245_A			1,200	450	25.39		6.43	5.39	Left Side (1200x300) (3.88 sqft.);		5.81					
656	RS1260_A				600	31.56		8.76	7.29	Right Side (1200x300) (3.88 sqft.)		7.75					
657	RS9045_A			900	450	20.63		6.43	4.02	Left Side (900x300) (2.91 sqft.);		4.36					
658	RS9060_A				600	25.83		8.76	5.43	Right Side (900x300) (2.91 sqft.)		5.81					
659	BC7245-3DR			3 Drawer Unit		720		450	560	Prelam		27.80	12.44				
660	BC7260-3DR	600	34.46				16.81	4.32			Left Side (720x560) (4.34 sqft.);	4.65					
661	BC7275-3DR	750	41.12				21.19	5.44			Right Side (720x560) (4.34 sqft.)	5.81					
662	BC7290-3DR	900	47.78				25.57	6.56			Left Side (720x560) (4.34 sqft.);	6.98					

# KITCHEN







Sr. No.	Item Code	Item Description	Carcass Image	H (mm)	W (mm)	D (mm) With Shutter	Material Options For Carcass	Total Sq.Ft. (Carcass + Shutters + With Visible Sides)	Carcass Sq.Ft. (18mm Board; without Visible Sides)	Carcass Sq.Ft. (18mm Board)	Material Options For Visible Sides & Shutters	Visible (Left side, Right side (mm) (Either 18mm Carcass Or Shutter Material)	Shutters (Sq.Ft.) (Without Visible Sides)	Optional Leg Styles	Optional Hardware	Final Product Image	Comments
663	BC7545-3DR	3 Drawer Unit		750	450	560	Prelam	28.44	12.44	3.33	PU Painted,Acrylic, Veneer, Membrane etc.	Left Side (750x560) (4.52 sqft.); Right Side (750x560) (4.52 sqft.)	3.63	1.) External Legs; 2.) External Skirting	1.) Hettich Innotech 520 mm Drawer Set Item Code: 9243086 Item Code: 9243094		
664	BC7560-3DR				600			35.20	16.82	4.50		Left Side (750x560) (4.52 sqft.); Right Side (750x560) (4.52 sqft.)	4.84				
665	BC7575-3DR				750			41.96	21.19	5.67		Left Side (750x560) (4.52 sqft.); Right Side (750x560) (4.52 sqft.)	6.05				
666	BC7590-3DR				900			48.72	25.57	6.85		Left Side (750x560) (4.52 sqft.); Right Side (750x560) (4.52 sqft.)	7.27				
667	BC7245-2DR	2 Drawer Unit		720	450	560	Prelam	25.91	10.55	3.19	PU Painted,Acrylic, Veneer, Membrane etc.	Left Side (720x560) (4.34 sqft.); Right Side (720x560) (4.34 sqft.)	3.49	1.) External Legs; 2.) External Skirting	1.) Hettich Innotech 520 mm Drawer Set Item Code: 9243094		
668	BC7260-2DR				600			31.72	14.07	4.32		Left Side (720x560) (4.34 sqft.); Right Side (720x560) (4.34 sqft.)	4.65				
669	BC7275-2DR				750			37.52	17.59	5.44		Left Side (720x560) (4.34 sqft.); Right Side (720x560) (4.34 sqft.)	5.81				
670	BC7290-2DR				900			43.33	21.11	6.56		Left Side (720x560) (4.34 sqft.); Right Side (720x560) (4.34 sqft.)	6.98				
671	BC7545-2DR	2 Drawer Unit		750	450	560	Prelam	26.56	10.55	3.33	PU Painted,Acrylic, Veneer, Membrane etc.	Left Side (750x560) (4.52 sqft.); Right Side (750x560) (4.52 sqft.)	3.63	1.) External Legs; 2.) External Skirting	1.) Hettich Innotech 520 mm Drawer Set Item Code: 9243094		
672	BC7560-2DR				600			32.46	14.07	4.50		Left Side (750x560) (4.52 sqft.); Right Side (750x560) (4.52 sqft.)	4.84				
673	BC7575-2DR				750			38.36	17.59	5.67		Left Side (750x560) (4.52 sqft.); Right Side (750x560) (4.52 sqft.)	6.05				
674	BC7590-2DR				900			44.27	21.11	6.85		Left Side (750x560) (4.52 sqft.); Right Side (750x560) (4.52 sqft.)	7.27				









# KITCHEN

Sr. No.	Item Code	Item Description	Carcass Image	H (mm)	W (mm)	D (mm) With Shutter	Material Options For Carcass	Total Sq.Ft. (Carcass + Shutters + With Visible Sides)	Carcass Sq.Ft. (18mm Board; without Visible Sides)	Carcass Sq.Ft. (18mm Board)	Material Options For Visible Sides & Shutters	Visible (Left side, Right side (mm) (Either 18mm Carcass Or Shutter Material))	Shutters (Sq.Ft.) (Without Visible Sides)	Optional Leg Styles	Optional Hardware	Final Product Image	Comments
675	BC7245-GT	Grain Trolley Unit		720	450	560	Prelam	25.55	10.19	3.19	PU Painted,Acrylic, Veneer, Membrane etc.	Left Side (720x560) (4.34 sqft.); Right Side (720x560) (4.34 sqft.)	3.49	1.) External Legs; 2.) External Skirting	1.) Hettich Innotech 520 mm Drawer Set Item Code: 9243086 Item Code: 9243094		
676	BC7260-GT				600			31.94	14.30	4.32		Left Side (720x560) (4.34 sqft.); Right Side (720x560) (4.34 sqft.)	4.65				
677	BC7275-GT				750			38.33	18.40	5.44		Left Side (720x560) (4.34 sqft.); Right Side (720x560) (4.34 sqft.)	5.81				
678	BC7290-GT				900			44.71	22.50	6.56		Left Side (720x560) (4.34 sqft.); Right Side (720x560) (4.34 sqft.)	6.98				
679	BC7545-GT	Grain Trolley Unit		750	450	560	Prelam	26.20	10.19	3.33	PU Painted,Acrylic, Veneer, Membrane etc.	Left Side (750x560) (4.52 sqft.); Right Side (750x560) (4.52 sqft.)	3.63	1.) External Legs; 2.) External Skirting	1.) Hettich Innotech 520 mm Drawer Set Item Code: 9243086 Item Code: 9243094		
680	BC7560-GT				600			32.68	14.30	4.50		Left Side (750x560) (4.52 sqft.); Right Side (750x560) (4.52 sqft.)	4.84				
681	BC7575-GT				750			39.16	18.40	5.67		Left Side (750x560) (4.52 sqft.); Right Side (750x560) (4.52 sqft.)	6.05				





# KITCHEN

Sr. No.	Item Code	Item Description	Carcass Image	H (mm)	W (mm)	D (mm) With Shutter	Material Options For Carcass	Total Sq.Ft. (Carcass + Shutters + With Visible Sides)	Carcass Sq.Ft. (18mm Board; without Visible Sides)	Carcass Sq.Ft. (18mm Board)	Material Options For Visible Sides & Shutters	Visible (Left side, Right side (mm) (Either 18mm Carcass Or Shutter Material)	Shutters (Sq.Ft.) (Without Visible Sides)	Optional Leg Styles	Optional Hardware	Final Product Image	Comments
682	BC7590-GT				900			45.65	22.50	6.85		Left Side (750x560) (4.52 sqft.); Right Side (750x560) (4.52 sqft.)	7.27				
683	BC7215-BPO	BPO Unit		720	150	560	Prelam	12.16	1.37	0.94	PU Painted,Acrylic, Veneer, Membrane etc.	Left Side (720x560) (4.34 sqft.); Right Side (720x560) (4.34 sqft.)	1.16	1.) External Legs; 2.) External Skirting	Hinge,Handle/Knob		
684	BC7220-BPO				200			13.53	1.98	1.32		Left Side (720x560) (4.34 sqft.); Right Side (720x560) (4.34 sqft.)	1.55				
685	BC7225-BPO				250			14.89	2.58	1.69		Left Side (720x560) (4.34 sqft.); Right Side (720x560) (4.34 sqft.)	1.94				
686	BC7230-BPO				300			16.26	3.18	2.07		Left Side (720x560) (4.34 sqft.); Right Side (720x560) (4.34 sqft.)	2.33				
687	BC7235-BPO				350			17.62	3.79	2.44		Left Side (720x560) (4.34 sqft.); Right Side (720x560) (4.34 sqft.)	2.71				
688	BC7515-BPO	BPO Unit		750	560	Prelam	PU Painted,Acrylic, Veneer, Membrane etc.	12.61	1.37	0.98	Left Side (750x560) (4.52 sqft.); Right Side (750x560) (4.52 sqft.)	1.21	1.) External Legs; 2.) External Skirting	Hinge,Handle/Knob			
689	BC7520-BPO							200	14.01	1.98	1.38	Left Side (750x560) (4.52 sqft.); Right Side (750x560) (4.52 sqft.)					1.61
690	BC7525-BPO							250	15.40	2.58	1.77	Left Side (750x560) (4.52 sqft.); Right Side (750x560) (4.52 sqft.)					2.02
691	BC7530-BPO							300	16.80	3.18	2.16	Left Side (750x560) (4.52 sqft.); Right Side (750x560) (4.52 sqft.)					2.42
692	BC7535-BPO							350	18.20	3.79	2.55	Left Side (750x560) (4.52 sqft.); Right Side (750x560) (4.52 sqft.)					2.83
693	BC72110-BU				1,100			38.09	17.17	8.06		Left Side (720x560) (4.34 sqft.); Right Side (720x560) (4.34 sqft.)	4.19				

Sr. No.	Item Code	Item Description	Carcass Image	H (mm)	W (mm)	D (mm) With Shutter	Material Options For Carcass	Total Sq.Ft. (Carcass + Shutters + With Visible Sides)	Carcass Sq.Ft. (18mm Board; without Visible Sides)	Carcass Sq.Ft. (18mm Board)	Material Options For Visible Sides & Shutters	Visible (Left side, Right side (mm) (Either 18mm Carcass Or Shutter Material)	Shutters (Sq.Ft.) (Without Visible Sides)	Optional Leg Styles	Optional Hardware	Final Product Image	Comments
694	BC72115-BU	Blind Corner Unit (Left/Right)		720	1,150	560	Prelam	39.46	17.77	8.44	PU Painted,Acrylic, Veneer, Membrane etc.	Left Side (720x560) (4.34 sqft.); Right Side (720x560) (4.34 sqft.)	4.57	1.) External Legs; 2.) External Skirting	Hinge,Handle/Knob		-
695	BC72120-BU				1,200			40.45	18.37	8.44		Left Side (720x560) (4.34 sqft.); Right Side (720x560) (4.34 sqft.)	4.96				
696	BC72125-BU				1,250			42.19	18.98	9.18		Left Side (720x560) (4.34 sqft.); Right Side (720x560) (4.34 sqft.)	5.35				
697	BC75110-BU	Blind Corner Unit (Left/Right)		750	1,100	560	Prelam	39.16	17.35	8.41	PU Painted,Acrylic, Veneer, Membrane etc.	Left Side (750x560) (4.52 sqft.); Right Side (750x560) (4.52 sqft.)	4.36	1.) External Legs; 2.) External Skirting	Hinge,Handle/Knob		-
698	BC75115-BU				1,150			40.55	17.95	8.80		Left Side (750x560) (4.52 sqft.); Right Side (750x560) (4.52 sqft.)	4.76				
699	BC75120-BU				1,200			41.95	18.56	9.19		Left Side (750x560) (4.52 sqft.); Right Side (750x560) (4.52 sqft.)	5.17				
700	BC75125-BU				1,250			43.35	19.16	9.58		Left Side (750x560) (4.52 sqft.); Right Side (750x560) (4.52 sqft.)	5.57				
707	BC7290-LC	L- Corner Unit		720	900/900	560	Prelam	43.55	29.60	-	PU Painted,Acrylic, Veneer, Membrane etc.	Left Side (720x560) (4.34 sqft.); Right Side (720x560) (4.34 sqft.)	5.27	1.) External Legs; 2.) External Skirting	Hinge,Handle/Knob		-
708	BC7295-LC				950/950			47.02	32.29	-		Left Side (720x560) (4.34 sqft.); Right Side (720x560) (4.34 sqft.)	6.05				
709	BC7210-LC				1000/1000			50.59	35.09	-		Left Side (720x560) (4.34 sqft.); Right Side (720x560) (4.34 sqft.)	6.82				
710	BC72105-LC				1050/1050			54.27	37.99	-		Left Side (720x560) (4.34 sqft.); Right Side (720x560) (4.34 sqft.)	7.60				

Sr. No.	Item Code	Item Description	Carcass Image	H (mm)	W (mm)	D (mm) With Shutter	Material Options For Carcass	Total Sq.Ft. (Carcass + Shutters + With Visible Sides)	Carcass Sq.Ft. (18mm Board; without Visible Sides)	Carcass Sq.Ft. (18mm Board)	Material Options For Visible Sides & Shutters	Visible (Left side, Right side (mm) (Either 18mm Carcass Or Shutter Material)	Shutters (Sq.Ft.) (Without Visible Sides)	Optional Leg Styles	Optional Hardware	Final Product Image	Comments
711	BC7590-LC	L- Corner Unit		750	900/900	560	Prelam	44.70	30.17	-	PU Painted,Acrylic, Veneer, Membrane etc.	Left Side (750x560) (4.52 sqft.); Right Side (750x560) (4.52 sqft.)	5.49	1.) External Legs; 2.) External Skirting	Hinge,Handle/Knob		-
712	BC7595-LC				950/950			48.23	32.89	-		Left Side (750x560) (4.52 sqft.); Right Side (750x560) (4.52 sqft.)	6.30				
713	BC7510-LC				1000/1000			51.80	35.66	-		Left Side (750x560) (4.52 sqft.); Right Side (750x560) (4.52 sqft.)	7.10				
714	BC75105-LC				1050/1050			55.51	38.56	-		Left Side (750x560) (4.52 sqft.); Right Side (750x560) (4.52 sqft.)	7.91				
715	BC7260-SINK	Sink Box Unit		720	600	560	Prelam	21.28	7.95	-	PU Painted,Acrylic, Veneer, Membrane etc.	Left Side (720x560) (4.34 sqft.); Right Side (720x560) (4.34 sqft.)	4.65	1.) External Legs; 2.) External Skirting	Hinge,Handle/Knob		-
716	BC7212-SINK				1,200			30.52	12.54	-		Left Side (720x560) (4.34 sqft.); Right Side (720x560) (4.34 sqft.)	9.30				
717	BC7560-SINK	Sink Box Unit		750	600	560	Prelam	21.84	7.95	-	PU Painted,Acrylic, Veneer, Membrane etc.	Left Side (750x560) (4.52 sqft.); Right Side (750x560) (4.52 sqft.)	4.84	1.) External Legs; 2.) External Skirting	Hinge,Handle/Knob		-
718	BC7512-SINK				1,200			31.27	12.54	-		Left Side (750x560) (4.52 sqft.); Right Side (750x560) (4.52 sqft.)	9.69				
719	BC7260-HOB	Hob Unit With 3 Drawer		720	600	560	Prelam	33.53	20.20	-	PU Painted,Acrylic, Veneer, Membrane etc.	Left Side (720x560) (4.34 sqft.); Right Side (720x560) (4.34 sqft.)	4.65	1.) External Legs; 2.) External Skirting	1.) Hettich Innotech 520 mm Drawer Set Item Code: 9243086 Item Code: 9243094		Back Is 150 mm Short For Hob Pipe
720	BC7275-HOB				750			40.43	25.94	-		Left Side (720x560) (4.34 sqft.); Right Side (720x560) (4.34 sqft.)	5.81				
721	BC7290-HOB				900			47.34	31.68	-		Left Side (720x560) (4.34 sqft.); Right Side (720x560) (4.34 sqft.)	6.98				





# KITCHEN

Sr. No.	Item Code	Item Description	Carcass Image	H (mm)	W (mm)	D (mm) With Shutter	Material Options For Carcass	Total Sq.Ft. (Carcass + Shutters + With Visible Sides)	Carcass Sq.Ft. (18mm Board; without Visible Sides)	Carcass Sq.Ft. (18mm Board)	Material Options For Visible Sides & Shutters	Visible (Left side, Right side (mm) (Either 18mm Carcass Or Shutter Material)	Shutters (Sq.Ft.) (Without Visible Sides)	Optional Leg Styles	Optional Hardware	Final Product Image	Comments
722	BC7560-HOB	Hob Unit With 3 Drawer		750	600	560	Prelam	34.27	20.38	-	PU Painted,Acrylic, Veneer, Membrane etc.	Left Side (750x560) (4.52 sqft.); Right Side (750x560) (4.52 sqft.)	4.84	1.) External Legs; 2.) External Skirting	1.) Hettich Innotech 520 mm Drawer Set Item Code: 9243086 Item Code: 9243094		Back Is 150 mm Short For Hob Pipe
723	BC7575-HOB				750			41.28	26.18	-		Left Side (750x560) (4.52 sqft.); Right Side (750x560) (4.52 sqft.)	6.05				
724	BC7590-HOB				900			48.33	32.02	-		Left Side (750x560) (4.52 sqft.); Right Side (750x560) (4.52 sqft.)	7.27				
725	BC7240	Base Cabinet		720	400	560	Prelam	18.99	4.39	2.82	PU Painted,Acrylic, Veneer, Membrane etc.	Left Side (720x560) (4.34 sqft.); Right Side (720x560) (4.34 sqft.)	3.10	1.) External Legs; 2.) External Skirting	Hinge,Handle/Knob		
726	BC7245				450			20.35	4.99	3.19		Left Side (720x560) (4.34 sqft.); Right Side (720x560) (4.34 sqft.)	3.49				
727	BC7250				500			21.71	5.59	3.57		Left Side (720x560) (4.34 sqft.); Right Side (720x560) (4.34 sqft.)	3.88				
728	BC7255				550			23.08	6.20	3.94		Left Side (720x560) (4.34 sqft.); Right Side (720x560) (4.34 sqft.)	4.26				
729	BC7260				600			24.44	6.80	4.32		Left Side (720x560) (4.34 sqft.); Right Side (720x560) (4.34 sqft.)	4.65				
730	BC7265				650			25.81	7.40	4.69		Left Side (720x560) (4.34 sqft.); Right Side (720x560) (4.34 sqft.)	5.04				
731	BC7270				700			27.17	8.00	5.06		Left Side (720x560) (4.34 sqft.); Right Side (720x560) (4.34 sqft.)	5.43				
732	BC7275	750	28.54	8.61	5.44	Left Side (720x560) (4.34 sqft.); Right Side (720x560) (4.34 sqft.)	5.81										

# KITCHEN

Sr. No.	Item Code	Item Description	Carcass Image	H (mm)	W (mm)	D (mm) With Shutter	Material Options For Carcass	Total Sq.Ft. (Carcass + Shutters + With Visible Sides)	Carcass Sq.Ft. (18mm Board; without Visible Sides)	Carcass Sq.Ft. (18mm Board)	Material Options For Visible Sides & Shutters	Visible (Left side, Right side (mm) (Either 18mm Carcass Or Shutter Material)	Shutters (Sq.Ft.) (Without Visible Sides)	Optional Leg Styles	Optional Hardware	Final Product Image	Comments
733	BC7280	Base Cabinet			800			29.90	9.21	5.81		Left Side (720x560) (4.34 sqft.); Right Side (720x560) (4.34 sqft.)	6.20				
734	BC7285				850			31.27	9.81	6.19		Left Side (720x560) (4.34 sqft.); Right Side (720x560) (4.34 sqft.)	6.59				
735	BC7290				900			32.63	10.42	6.56		Left Side (720x560) (4.34 sqft.); Right Side (720x560) (4.34 sqft.)	6.98				
736	BC7540	Base Cabinet		750	400	560	Prelam	19.60	4.39	2.94	PU Painted,Acrylic, Veneer, Membrane etc.	Left Side (750x560) (4.52 sqft.); Right Side (750x560) (4.52 sqft.)	3.23	1.) External Legs; 2.) External Skirting	Hinge,Handle/Knob		
737	BC7545				450			20.99	4.99	3.33		Left Side (750x560) (4.52 sqft.); Right Side (750x560) (4.52 sqft.)	3.63				
738	BC7550				500			22.39	5.60	3.72		Left Side (750x560) (4.52 sqft.); Right Side (750x560) (4.52 sqft.)	4.04				
739	BC7555				550			23.79	6.20	4.11		Left Side (750x560) (4.52 sqft.); Right Side (750x560) (4.52 sqft.)	4.44				
740	BC7560				600			25.19	6.80	4.50		Left Side (750x560) (4.52 sqft.); Right Side (750x560) (4.52 sqft.)	4.84				
741	BC7565				650			26.58	7.40	4.89		Left Side (750x560) (4.52 sqft.); Right Side (750x560) (4.52 sqft.)	5.25				
742	BC7570				700			27.98	8.01	5.28		Left Side (750x560) (4.52 sqft.); Right Side (750x560) (4.52 sqft.)	5.65				
743	BC7575				750			29.38	8.61	5.67		Left Side (750x560) (4.52 sqft.); Right Side (750x560) (4.52 sqft.)	6.05				
744	BC7580	800	30.77	9.21	6.06	Left Side (750x560) (4.52 sqft.); Right Side (750x560) (4.52 sqft.)	6.46										


# KITCHEN





Sr. No.	Item Code	Item Description	Carcass Image	H (mm)	W (mm)	D (mm) With Shutter	Material Options For Carcass	Total Sq.Ft. (Carcass + Shutters + With Visible Sides)	Carcass Sq.Ft. (18mm Board; without Visible Sides)	Carcass Sq.Ft. (18mm Board)	Material Options For Visible Sides & Shutters	Visible (Left side, Right side (mm) (Either 18mm Carcass Or Shutter Material)	Shutters (Sq.Ft.) (Without Visible Sides)	Optional Leg Styles	Optional Hardware	Final Product Image	Comments
745	BC7585				850			32.17	9.81	6.45		Left Side (750x560) (4.52 sqft.); Right Side (750x560) (4.52 sqft.)	6.86				
746	BC7590				900			33.57	10.42	6.85		Left Side (750x560) (4.52 sqft.); Right Side (750x560) (4.52 sqft.)	7.27				
747	BC7245-3DR-A	3 Drawer Unit		720	450	600	Prelam	28.77	12.80	3.19	PU Painted,Acrylic, Veneer, Membrane etc.	Left Side (720x600) (4.65 sqft.); Right Side (720x600) (4.65 sqft.)	3.49	1.) External Legs; 2.) External Skirting	1.) Hettich Innotech 520 mm Drawer Set Item Code: 9243086 Item Code: 9243094		
748	BC7260-3DR-A				600			35.57	17.30	4.32		Left Side (720x600) (4.65 sqft.); Right Side (720x600) (4.65 sqft.)	4.65				
749	BC7275-3DR-A				750			42.36	21.80	5.44		Left Side (720x600) (4.65 sqft.); Right Side (720x600) (4.65 sqft.)	5.81				
750	BC7290-3DR-A				900			49.15	26.31	6.56		Left Side (720x600) (4.65 sqft.); Right Side (720x600) (4.65 sqft.)	6.98				
751	BC7545-3DR-A	3 Drawer Unit		750	450	600	Prelam	29.44	12.80	3.33	PU Painted,Acrylic, Veneer, Membrane etc.	Left Side (750x600) (4.84 sqft.); Right Side (750x600) (4.84 sqft.)	3.63	1.) External Legs; 2.) External Skirting	1.) Hettich Innotech 520 mm Drawer Set Item Code: 9243086 Item Code: 9243094		
752	BC7560-3DR-A				600			36.32	17.30	4.50		Left Side (750x600) (4.84 sqft.); Right Side (750x600) (4.84 sqft.)	4.84				
753	BC7575-3DR-A				750			43.21	21.80	5.67		Left Side (750x600) (4.84 sqft.); Right Side (750x600) (4.84 sqft.)	6.05				
754	BC7590-3DR-A				900			50.10	26.31	6.85		Left Side (750x600) (4.84 sqft.); Right Side (750x600) (4.84 sqft.)	7.27				









# KITCHEN







Sr. No.	Item Code	Item Description	Carcass Image	H (mm)	W (mm)	D (mm) With Shutter	Material Options For Carcass	Total Sq.Ft. (Carcass + Shutters + With Visible Sides)	Carcass Sq.Ft. (18mm Board; without Visible Sides)	Carcass Sq.Ft. (18mm Board)	Material Options For Visible Sides & Shutters	Visible (Left side, Right side (mm) (Either 18mm Carcass Or Shutter Material)	Shutters (Sq.Ft.) (Without Visible Sides)	Optional Leg Styles	Optional Hardware	Final Product Image	Comments
755	BC7245-2DR-A	2 Drawer Unit		720	450	600	Prelam	26.89	10.91	3.19	PU Painted,Acrylic, Veneer, Membrane etc.	Left Side (720x600) (4.65 sqft.); Right Side (720x600) (4.65 sqft.)	3.49	1.) External Legs; 2.) External Skirting	1.) Hettich Innotech 520 mm Drawer Set Item Code: 9243094		
756	BC7260-2DR-A				600			32.82	14.56	4.32		Left Side (720x600) (4.65 sqft.); Right Side (720x600) (4.65 sqft.)	4.65				
757	BC7275-2DR-A				750			38.76	18.21	5.44		Left Side (720x600) (4.65 sqft.); Right Side (720x600) (4.65 sqft.)	5.81				
758	BC7290-2DR-A				900			44.69	21.86	6.56		Left Side (720x600) (4.65 sqft.); Right Side (720x600) (4.65 sqft.)	6.98				
759	BC7545-2DR-A	2 Drawer Unit		750	450	600	Prelam	27.55	10.91	3.33	PU Painted,Acrylic, Veneer, Membrane etc.	Left Side (750x600) (4.84 sqft.); Right Side (750x600) (4.84 sqft.)	3.63	1.) External Legs; 2.) External Skirting	1.) Hettich Innotech 520 mm Drawer Set Item Code: 9243094		
760	BC7560-2DR-A				600			33.58	14.56	4.50		Left Side (750x600) (4.84 sqft.); Right Side (750x600) (4.84 sqft.)	4.84				
761	BC7575-2DR-A				750			39.62	18.21	5.67		Left Side (750x600) (4.84 sqft.); Right Side (750x600) (4.84 sqft.)	6.05				
762	BC7590-2DR-A				900			45.65	21.86	6.85		Left Side (750x600) (4.84 sqft.); Right Side (750x600) (4.84 sqft.)	7.27				
763	BC7245-GT-A	Grain Trolley Unit		720	450	600	Prelam	26.53	10.55	3.19	PU Painted,Acrylic, Veneer, Membrane etc.	Left Side (720x600) (4.65 sqft.); Right Side (720x600) (4.65 sqft.)	3.49	1.) External Legs; 2.) External Skirting	1.) Hettich Innotech 520 mm Drawer Set Item Code: 9243086 Item Code: 9243094		
764	BC7260-GT-A				600			33.05	14.78	4.32		Left Side (720x600) (4.65 sqft.); Right Side (720x600) (4.65 sqft.)	4.65				
765	BC7275-GT-A				750			39.56	19.01	5.44		Left Side (720x600) (4.65 sqft.); Right Side (720x600) (4.65 sqft.)	5.81				
766	BC7290-GT-A				900			46.08	23.24	6.56		Left Side (720x600) (4.65 sqft.); Right Side (720x600) (4.65 sqft.)	6.98				

# KITCHEN



Sr. No.	Item Code	Item Description	Carcass Image	H (mm)	W (mm)	D (mm) With Shutter	Material Options For Carcass	Total Sq.Ft. (Carcass + Shutters + With Visible Sides)	Carcass Sq.Ft. (18mm Board; without Visible Sides)	Carcass Sq.Ft. (18mm Board)	Material Options For Visible Sides & Shutters	Visible (Left side, Right side (mm) (Either 18mm Carcass Or Shutter Material)	Shutters (Sq.Ft.) (Without Visible Sides)	Optional Leg Styles	Optional Hardware	Final Product Image	Comments
767	BC7545-GT-A	Grain Trolley Unit		750	450	600	Prelam	27.31	10.67	3.33	PU Painted,Acrylic, Veneer, Membrane etc.	Left Side (750x600) (4.84 sqft.);	3.63	1.) External Legs; 2.) External Skirting	1.) Hettich Innotech 520 mm Drawer Set Item Code: 9243086 Item Code: 9243094		
768	BC7560-GT-A				600			33.92	14.90	4.50		Right Side (750x600) (4.84 sqft.)	4.84				
769	BC7575-GT-A				750			40.54	19.13	5.67		Left Side (750x600) (4.84 sqft.);	6.05				
770	BC7590-GT-A				900			47.15	23.36	6.85		Right Side (750x600) (4.84 sqft.)	7.27				
771	BC7215-BPO-A	BPO Unit		720	150	600	Prelam	12.88	1.47	0.94	PU Painted,Acrylic, Veneer, Membrane etc.	Left Side (720x600) (4.65 sqft.);	1.16	1.) External Legs; 2.) External Skirting	Hinge,Handle/Knob		
772	BC7220-BPO-A				200			14.29	2.12	1.32		Right Side (720x600) (4.65 sqft.)	1.55				
773	BC7225-BPO-A				250			15.69	2.76	1.69		Left Side (720x600) (4.65 sqft.);	1.94				
774	BC7230-BPO-A				300			17.10	3.41	2.07		Right Side (720x600) (4.65 sqft.)	2.33				
775	BC7235-BPO-A				350			18.51	4.06	2.44		Left Side (720x600) (4.65 sqft.);	2.71				
776	BC7515-BPO-A	BPO Unit		750	150	600	Prelam	13.35	1.47	0.98	PU Painted,Acrylic, Veneer, Membrane etc.	Left Side (750x600) (4.84 sqft.);	1.21	1.) External Legs; 2.) External Skirting	Hinge,Handle/Knob		
777	BC7520-BPO-A				200			14.79	2.12	1.38		Right Side (750x600) (4.84 sqft.)	1.61				
778	BC7525-BPO-A				250			16.23	2.76	1.77		Left Side (750x600) (4.84 sqft.);	2.02				
779	BC7530-BPO-A				300			17.67	3.41	2.16		Right Side (750x600) (4.84 sqft.)	2.42				

Sr. No.	Item Code	Item Description	Carcass Image	H (mm)	W (mm)	D (mm) With Shutter	Material Options For Carcass	Total Sq.Ft. (Carcass + Shutters + With Visible Sides)	Carcass Sq.Ft. (18mm Board; without Visible Sides)	Carcass Sq.Ft. (18mm Board)	Material Options For Visible Sides & Shutters	Visible (Left side, Right side (mm) (Either 18mm Carcass Or Shutter Material)	Shutters (Sq.Ft.) (Without Visible Sides)	Optional Leg Styles	Optional Hardware	Final Product Image	Comments
780	BC7535-BPO-A				350			19.11	4.06	2.55		Left Side (750x600) (4.84 sqft.); Right Side (750x600) (4.84 sqft.)	2.83				
781	BC72110-BU-A	Blind Corner Unit (Left/Right)		720	1,100	600	Prelam	39.78	18.55	8.06	PU Painted, Acrylic, Veneer, Membrane etc.	Left Side (720x600) (4.65 sqft.); Right Side (720x600) (4.65 sqft.)	3.88	1.) External Legs; 2.) External Skirting	Hinge, Handle/Knob		
782	BC72115-BU-A				1,150			41.19	19.19	8.44		Left Side (720x600) (4.65 sqft.); Right Side (720x600) (4.65 sqft.)	4.26				
783	BC72120-BU-A				1,200			42.60	19.84	8.81		Left Side (720x600) (4.65 sqft.); Right Side (720x600) (4.65 sqft.)	4.65				
784	BC72125-BU-A				1,250			44.01	20.49	9.18		Left Side (720x600) (4.65 sqft.); Right Side (720x600) (4.65 sqft.)	5.04				
785	BC75110-BU-A	Blind Corner Unit (Left/Right)		750	1,100	600	Prelam	40.87	18.75	8.41	PU Painted, Acrylic, Veneer, Membrane etc.	Left Side (750x600) (4.84 sqft.); Right Side (750x600) (4.84 sqft.)	4.04	1.) External Legs; 2.) External Skirting	Hinge, Handle/Knob		
786	BC75115-BU-A				1,150			42.45	19.40	8.80		Left Side (750x600) (4.84 sqft.); Right Side (750x600) (4.84 sqft.)	4.57				
787	BC75120-BU-A				1,200			43.88	20.05	9.19		Left Side (750x600) (4.84 sqft.); Right Side (750x600) (4.84 sqft.)	4.96				
788	BC75125-BU-A				1,250			45.30	20.69	9.58		Left Side (750x600) (4.84 sqft.); Right Side (750x600) (4.84 sqft.)	5.35				
789	BC7290-LC-A				900/900			43.67	29.60	-		Left Side (720x600) (4.65 sqft.); Right Side (720x600) (4.65 sqft.)	4.76				



Sr. No.	Item Code	Item Description	Carcass Image	H (mm)	W (mm)	D (mm) With Shutter	Material Options For Carcass	Total Sq.Ft. (Carcass + Shutters + With Visible Sides)	Carcass Sq.Ft. (18mm Board; without Visible Sides)	Carcass Sq.Ft. (18mm Board)	Material Options For Visible Sides & Shutters	Visible (Left side, Right side (mm) (Either 18mm Carcass Or Shutter Material)	Shutters (Sq.Ft.) (Without Visible Sides)	Optional Leg Styles	Optional Hardware	Final Product Image	Comments
790	BC7295-LC-A	L- Corner Unit		720	950/950	600	Prelam	46.74	32.27	-	PU Painted,Acrylic, Veneer, Membrane etc.	Left Side (720x600) (4.65 sqft.); Right Side (720x600) (4.65 sqft.)	5.17	1.) External Legs; 2.) External Skirting	Hinge,Handle/Knob		
791	BC7210-LC-A				1000/1000			49.94	35.07	-		Left Side (720x600) (4.65 sqft.); Right Side (720x600) (4.65 sqft.)	5.57				
792	BC72105-LC-A				1050/1050			54.87	37.97	-		Left Side (720x600) (4.65 sqft.); Right Side (720x600) (4.65 sqft.)	7.60				
793	BC7590-LC-A	L- Corner Unit		750	900/900	600	Prelam	45.34	30.17	-	PU Painted,Acrylic, Veneer, Membrane etc.	Left Side (750x600) (4.84 sqft.); Right Side (750x600) (4.84 sqft.)	5.49	1.) External Legs; 2.) External Skirting	Hinge,Handle/Knob		
794	BC7595-LC-A				950/950			48.87	32.89	-		Left Side (750x600) (4.84 sqft.); Right Side (750x600) (4.84 sqft.)	6.30				
795	BC7510-LC-A				1000/1000			52.50	35.72	-		Left Side (750x600) (4.84 sqft.); Right Side (750x600) (4.84 sqft.)	7.10				
796	BC75105-LC-A				1050/1050			56.21	38.62	-		Left Side (750x600) (4.84 sqft.); Right Side (750x600) (4.84 sqft.)	7.91				
797	BC7260-SINK-A	Sink Box Unit		720	600	600	Prelam	22.15	8.20	-	PU Painted,Acrylic, Veneer, Membrane etc.	Left Side (720x600) (4.65 sqft.); Right Side (720x600) (4.65 sqft.)	4.65	1.) External Legs; 2.) External Skirting	Hinge,Handle/Knob		
798	BC7212-SINK-A				1,200			31.64	13.04	-		Left Side (720x600) (4.65 sqft.); Right Side (720x600) (4.65 sqft.)	9.30				
799	BC7560-SINK-A	Sink Box Unit		750	600	600	Prelam	22.72	8.20	-	PU Painted,Acrylic, Veneer, Membrane etc.	Left Side (750x600) (4.84 sqft.); Right Side (750x600) (4.84 sqft.)	4.84	1.) External Legs; 2.) External Skirting	Hinge,Handle/Knob		
800	BC7512-SINK-A				1,200			32.41	13.04	-		Left Side (750x600) (4.84 sqft.); Right Side (750x600) (4.84 sqft.)	9.69				



Sr. No.	Item Code	Item Description	Carcass Image	H (mm)	W (mm)	D (mm) With Shutter	Material Options For Carcass	Total Sq.Ft. (Carcass + Shutters + With Visible Sides)	Carcass Sq.Ft. (18mm Board; without Visible Sides)	Carcass Sq.Ft. (18mm Board)	Material Options For Visible Sides & Shutters	Visible (Left side, Right side (mm) (Either 18mm Carcass Or Shutter Material)	Shutters (Sq.Ft.) (Without Visible Sides)	Optional Leg Styles	Optional Hardware	Final Product Image	Comments
801	BC7260-HOB-A	Hob Unit With 3 Drawer		720	600	600	Prelam	34.53	20.58	-	PU Painted,Acrylic, Veneer, Membrane etc.	Left Side (720x600) (4.65 sqft.); Right Side (720x600) (4.65 sqft.)	4.65	1.) External Legs; 2.) External Skirting	1.) Hettich Innotech 520 mm Drawer Set Item Code: 9243086 Item Code: 9243094		Back Is 150 mm Short For Hob Pipe
802	BC7275-HOB-A				750			41.43	26.32	-		Left Side (720x600) (4.65 sqft.); Right Side (720x600) (4.65 sqft.)	5.81				
803	BC7290-HOB-A				900			48.34	32.06	-		Left Side (720x600) (4.65 sqft.); Right Side (720x600) (4.65 sqft.)	6.98				
804	BC7560-HOB-A	Hob Unit With 3 Drawer		750	600	600	Prelam	35.33	20.80	-	PU Painted,Acrylic, Veneer, Membrane etc.	Left Side (750x600) (4.84 sqft.); Right Side (750x600) (4.84 sqft.)	4.84	1.) External Legs; 2.) External Skirting	1.) Hettich Innotech 520 mm Drawer Set Item Code: 9243086 Item Code: 9243094		Back Is 150 mm Short For Hob Pipe
805	BC7575-HOB-A				750			42.38	26.64	-		Left Side (750x600) (4.84 sqft.); Right Side (750x600) (4.84 sqft.)	6.05				
806	BC7590-HOB-A				900			49.43	32.48	-		Left Side (750x600) (4.84 sqft.); Right Side (750x600) (4.84 sqft.)	7.27				
807	BC7240-A	Base Cabinet		720	400	600	Prelam	19.92	4.70	2.82	PU Painted,Acrylic, Veneer, Membrane etc.	Left Side (720x600) (4.65 sqft.); Right Side (720x600) (4.65 sqft.)	3.10	1.) External Legs; 2.) External Skirting	1.) Hettich Innotech 520 mm Drawer Set Item Code: 9243086 Item Code: 9243094		
808	BC7245-A				450			21.33	5.35	3.19		Left Side (720x600) (4.65 sqft.); Right Side (720x600) (4.65 sqft.)	3.49				
809	BC7250-A				500			22.73	5.99	3.57		Left Side (720x600) (4.65 sqft.); Right Side (720x600) (4.65 sqft.)	3.88				

# KITCHEN

Sr. No.	Item Code	Item Description	Carcass Image	H (mm)	W (mm)	D (mm) With Shutter	Material Options For Carcass	Total Sq.Ft. (Carcass + Shutters + With Visible Sides)	Carcass Sq.Ft. (18mm Board; without Visible Sides)	Carcass Sq.Ft. (18mm Board)	Material Options For Visible Sides & Shutters	Visible (Left side, Right side (mm) (Either 18mm Carcass Or Shutter Material)	Shutters (Sq.Ft.) (Without Visible Sides)	Optional Leg Styles	Optional Hardware	Final Product Image	Comments
810	BC7255-A	Base Cabinet		720	550	600	Prelam	24.14	6.64	3.94	PU Painted,Acrylic, Veneer, Membrane etc.	Left Side (720x600) (4.65 sqft.); Right Side (720x600) (4.65 sqft.)	4.26	1.) External Legs; 2.) External Skirting	Hinge,Handle/Knob		
811	BC7260-A				600			25.55	7.29	4.32		Left Side (720x600) (4.65 sqft.); Right Side (720x600) (4.65 sqft.)	4.65				
812	BC7265-A				650			26.96	7.93	4.69		Left Side (720x600) (4.65 sqft.); Right Side (720x600) (4.65 sqft.)	5.04				
813	BC7270-A				700			28.37	8.58	5.06		Left Side (720x600) (4.65 sqft.); Right Side (720x600) (4.65 sqft.)	5.43				
814	BC7275-A				750			29.77	9.22	5.44		Left Side (720x600) (4.65 sqft.); Right Side (720x600) (4.65 sqft.)	5.81				
815	BC7280-A				800			31.18	9.87	5.81		Left Side (720x600) (4.65 sqft.); Right Side (720x600) (4.65 sqft.)	6.20				
816	BC7285-A				850			32.59	10.51	6.19		Left Side (720x600) (4.65 sqft.); Right Side (720x600) (4.65 sqft.)	6.59				
817	BC7290-A				900			34.00	11.16	6.56		Left Side (720x600) (4.65 sqft.); Right Side (720x600) (4.65 sqft.)	6.98				

# KITCHEN

Sr. No.	Item Code	Item Description	Carcass Image	H (mm)	W (mm)	D (mm) With Shutter	Material Options For Carcass	Total Sq.Ft. (Carcass + Shutters + With Visible Sides)	Carcass Sq.Ft. (18mm Board; without Visible Sides)	Carcass Sq.Ft. (18mm Board)	Material Options For Visible Sides & Shutters	Visible (Left side, Right side (mm) (Either 18mm Carcass Or Shutter Material)	Shutters (Sq.Ft.) (Without Visible Sides)	Optional Leg Styles	Optional Hardware	Final Product Image	Comments
818	BC7540-A	Base Cabinet		750	400	600	Prelam	20.56	4.71	2.94	PU Painted, Acrylic, Veneer, Membrane etc.	Left Side (750x600) (4.84 sqft.); Right Side (750x600) (4.84 sqft.)	3.23	1.) External Legs; 2.) External Skirting	Hinge, Handle/Knob		
819	BC7545-A				450			22.00	5.36	3.33		Left Side (750x600) (4.84 sqft.); Right Side (750x600) (4.84 sqft.)	3.63				
820	BC7550-A				500			23.44	6.00	3.72		Left Side (750x600) (4.84 sqft.); Right Side (750x600) (4.84 sqft.)	4.04				
821	BC7555-A				550			24.88	6.65	4.11		Left Side (750x600) (4.84 sqft.); Right Side (750x600) (4.84 sqft.)	4.44				
822	BC7560-A				600			26.32	7.29	4.50		Left Side (750x600) (4.84 sqft.); Right Side (750x600) (4.84 sqft.)	4.84				
823	BC7565-A				650			27.76	7.94	4.89		Left Side (750x600) (4.84 sqft.); Right Side (750x600) (4.84 sqft.)	5.25				
824	BC7570-A				700			29.20	8.58	5.28		Left Side (750x600) (4.84 sqft.); Right Side (750x600) (4.84 sqft.)	5.65				
825	BC7575-A				750			30.64	9.23	5.67		Left Side (750x600) (4.84 sqft.); Right Side (750x600) (4.84 sqft.)	6.05				

Sr. No.	Item Code	Item Description	Carcass Image	H (mm)	W (mm)	D (mm) With Shutter	Material Options For Carcass	Total Sq.Ft. (Carcass + Shutters + With Visible Sides)	Carcass Sq.Ft. (18mm Board; without Visible Sides)	Carcass Sq.Ft. (18mm Board)	Material Options For Visible Sides & Shutters	Visible (Left side, Right side (mm) (Either 18mm Carcass Or Shutter Material)	Shutters (Sq.Ft.) (Without Visible Sides)	Optional Leg Styles	Optional Hardware	Final Product Image	Comments
826	BC7580-A				800			32.08	9.88	6.06		Left Side (750x600) (4.84 sqft.); Right Side (750x600) (4.84 sqft.)	6.46				
827	BC7585-A				850			33.52	10.52	6.45		Left Side (750x600) (4.84 sqft.); Right Side (750x600) (4.84 sqft.)	6.86				
828	BC7590-A				900			34.96	11.17	6.85		Left Side (750x600) (4.84 sqft.); Right Side (750x600) (4.84 sqft.)	7.27				

Item Code Description		
1	WC	Wall Cabinet
2	OB	Open Box
3	SS	Single Shutter
4	SSS	Single Shutter With Shelf
5	DS	Double Shutter
6	DSS	Double Shutter With Shelf
7	BU	Blind Corner Unit
8	LC	L-Corner Unit
9	LCS	L- Corner Unit With Shelf
10	RO	RO Box
11	TU	Tall Unit
12	MO	Microwave & Oven Unit
13	O	Oven Unit
14	M	Microwave Unit
15	MO2D	Microwave & Oven Unit With 2 Drawer
16	MO2W	Microwave & Oven Unit With 2 Wicker Basket
17	O2W	Oven Unit With 2 Wicker Basket
18	RS	Rolling Shutter
19	BC	Base Cabinet
20	LU	LOFT UNIT

Item Code Explanation				
Box Type	Height	Width	-	Description
Example :- WC6060-DSS				

**NOTE :**

- 1) The height of the carcass has been considered without skirting.
- 2) These Kitchen Drawer Carcass only for Hettich Innotech And Pot N Pan


# HOME FURNITURE

FRONT FINISH ADAPTATIONS - HOME FURNITURE



Acrylic

**FULL FRONTAL  
CUSTOMISATION**



Laminated



PU Painted

# HOME FURNITURE

**Dynasty**  
SINCE 1995



Item Code  
**HF-101**



Item Code  
**HF-102**



Item Code  
**HF-103**



Item Code  
**HF-104**



Item Code  
**HF-105**



Item Code  
**HF-107**



Item Code  
**HF-109**



Item Code  
**HF-110**



Item Code  
**HF-111**



Item Code  
**HF-112**



Item Code  
**HF-113**




Item Code  
**HF-114**




Item Code  
**HF-115**



Item Code  
**HF-116**



Item Code  
**HF-117**



Item Code  
**HF-118**

# HOME FURNITURE

**Dynasty**  
SINCE 1995



Item Code  
HF-119



Item Code  
HF-120



Item Code  
HF-121



Item Code  
HF-122



Item Code  
HF-123



Item Code  
HF-124



Item Code  
HF-125



Item Code  
HF-126



Item Code  
HF-128



Item Code  
HF-129



Item Code  
HF-130



Item Code  
HF-131



Item Code  
HF-132



Item Code  
HF-133



Item Code  
HF-134



Item Code  
HF-135



Item Code  
HF-136



Item Code  
HF-137

# HOME FURNITURE

Dynasty<sup>®</sup>  
SINCE 1995



Item Code  
HF-138



Item Code  
HF-139



Item Code  
HF-140 & 141



Item Code  
HF-142



Item Code  
HF-143



Item Code  
HF-144 & 145



Item Code  
HF-146



Item Code  
HF-147 & 148



Item Code  
HF-149



Item Code  
HF-150 & 151



Item Code  
HF-152



Item Code  
HF-153



Item Code  
HF-154



Item Code  
HF-155



Item Code  
HF-156















Item Code  
HF-157















Item Code  
HF-158











# HOME FURNITURE

Sr. No.	Item Code	Item Description	Carcass Image	H (mm)	W (mm)	D(mm) With Shutter	Material Options For Carcass	Total Sq.Ft. (Carcass + Shutters + With Visible Sides)	Carcass Sq. Ft. (18mm Board; without Visible Sides)	Carcass Sq.Ft. (8 mm Board)	Material Options For Visible Sides & Shutters	Visible Part (Left, Right, Top & Others)(mm) Either 18 mm Carcass or Shutter Material)	Shutters (mm) (Without Visible Sides)	Optional Leg Styles	Optional Hardware	Final Product Image	Comments
1	HF_101	TV Unit - Large		450	1800	450	Prelam	62.96	20.70	12.97	PU Painted,Acrylic, Veneer, Membrane etc.	Top (1800x450) <b>(8.72 x 2 Pcs = 17.44 sqft)</b>  Left Side (430x414) <b>(1.92 sqft.)</b>  Right Side (430x414) <b>(1.92 sqft.)</b>	Drawer Shutter A (480 x 138) <b>0.71 x 3 Pcs. = 2.13 sqft.</b>  Swing Shutter B (330 x 414) <b>1.47 x 4 Pcs. = 5.88 sqft.</b>	1.) External Legs 2.) External Skirting Matching With Shutters (30mm Inside, 50mm Height) 3.) Wall Mounted	Suspension Brackets For Wall Mounted/Legs, External Handles/ Knobs, Hinges, Quadro Channels (Hettich V6), Balancer		Cut Out In Centre Of Back For Wires,  <b>NOTE:</b> Top Thickness = 36mm (18+18)mm
2	HF_102	TV Unit - Medium		450	1500	450	Prelam	65.05	31.22	9.73	PU Painted,Acrylic, Veneer, Membrane etc.	Top (1500x450) <b>(7.26 x 2 Pcs = 14.52 sqft)</b>  Left Side (430x414) <b>(1.92 sqft.)</b>  Right Side (430x414) <b>(1.92 sqft.)</b>	Drawer Shutter A (540x207) <b>1.20 x 2 Pcs. = 2.40 sqft.</b>  Drawer Shutter B (750x207) <b>1.67 x 2 Pcs. = 3.34 sqft.</b>	1.) External Legs 2.) External Skirting Matching With Shutters (30mm Inside, 50mm Height) 3.) Wall Mounted	Suspension Brackets For Wall Mounted/Legs, External Handles/ Knobs, Hinges, Quadro Channels (Hettich V6), Balancer		Cut Out In Centre Of Back For Wires,  <b>NOTE:</b> Top Thickness = 36mm (18+18)mm
3	HF_103	TV Unit - Small		250	1500	450	Prelam	38.93	16.16	3.83	PU Painted,Acrylic, Veneer, Membrane etc.	Top (1500x450) <b>(7.27 x 2 Pcs. = 14.54 sqft.)</b>  Left Side (430x214) <b>(0.99 sqft.)</b>  Right Side (430x214) <b>(0.99 sqft.)</b>	Drawer Shutter (525x214) <b>1.21 x 2 pcs = 2.42 sqft.</b>	1.) Wall Mounted Only	Suspension Brackets For Wall Mounted/Legs, External Handles/ Knobs, Hinges, Quadro Channels (Hettich V6), Balancer		Cut Out In Centre Of Back For Wires,  <b>NOTE:</b> Top Thickness = 36mm (18+18)mm
4	HF_104	Crockery Unit (Full Height Double Shutter)		1400	1000	450	Prelam	49.37	12.97	14.46	PU Painted,Acrylic, Veneer, Membrane etc.	Top (1000x450) <b>(4.84 sqft.)</b>  Left Side (430x1382) <b>(6.40 sqft.)</b>  Right Side (430x1382) <b>(6.40 sqft.)</b>	Swing Shutter (500x400) <b>2.15 x 2 pcs. = 4.30 sqft.</b>	1.) External Legs 2.) External Skirting Matching With Shutters (30mm Inside, 50mm Height)	External Handles/ Knobs, Hinges, 45/19 mm Aluminium Frame Profile, Plain Glass/Tinted Glass/Fluted Glass, Glass Shelf, Glass Shelf Pin, Balancer		CNC Cut For LED Light (Left & Right)
5	HF_105	Crockery Unit (Full Height Single Shutter)		2000	500	450	Prelam	42.51	7.67	11.93	PU Painted,Acrylic, Veneer, Membrane etc.	Top (500x450) <b>(2.42 sqft.)</b>  Left Side (430x1982) <b>(9.17 sqft.)</b>  Right Side (430x1982) <b>(9.17 sqft.)</b>	Swing Shutter (500x400) <b>2.15 x 1 pcs. = 2.15 sqft.</b>	1.) External Legs 2.) External Skirting Matching With Shutters (30mm Inside, 50mm Height)	External Handles/ Knobs, Hinges, 45/19 mm Aluminium Frame Profile, Plain Glass/Tinted Glass/Fluted Glass, Glass Shelf, Glass Shelf Pin, Quadro Channels (Hettich V6), Balancer		CNC Cut For LED Light (Left & Right)
6	HF_106	Crockery Unit (Half Height Double Shutter)		1200	700	450	Prelam	34.84	8.93	8.56	PU Painted,Acrylic, Veneer, Membrane etc.	Top (700x450) <b>(3.39 sqft.)</b>  Left Side (430x1182) <b>(5.47 sqft.)</b>  Right Side (430x1182) <b>(5.47 sqft.)</b>	Swing Shutter (350x400) <b>1.51 x 2 pcs. = 3.02 sqft.</b>	1.) External Legs 2.) External Skirting Matching With Shutters (30mm Inside, 50mm Height)	External Handles/ Knobs, Hinges, 45/19 mm Aluminium Frame Profile, Plain Glass/Tinted Glass/Fluted Glass, Glass Shelf, Glass Shelf Pin, Balancer		CNC Cut For LED Light (Left & Right)













# HOME FURNITURE

Sr. No.	Item Code	Item Description	Carcass Image	H (mm)	W (mm)	D(mm) With Shutter	Material Options For Carcass	Total Sq.Ft. (Carcass + Shutters + With Visible Sides)	Carcass Sq. Ft. (18mm Board; without Visible Sides)	Carcass Sq.Ft. (8 mm Board)	Material Options For Visible Sides & Shutters	Visible Part (Left, Right, Top & Others)(mm) Either 18 mm Carcass or Shutter Material)	Shutters (mm) (Without Visible Sides)	Optional Leg Styles	Optional Hardware	Final Product Image	Comments
7	HF_107	Low Ht. Module Cabinet		900	900	450	Prelam	46.42	13.58	11.79	PU Painted,Acrylic, Veneer, Membrane etc.	Top (900x450) (4.36 sqft.) Left Side (430x882) (4.08 sqft.) Right Side (430x882) (4.08 sqft.)	Drawer Shutter A (900x200) 1.93 x 1 = 1.93 sqft. Swing Shutter B (450x682) 3.30 x 2 = 6.60 sqft.	1.) External Legs 2.) External Skirting Matching With Shutters (30mm Inside, 50mm Height)	External Handles/ Knobs, Hinges, Quadro Channels (Hettich V6), Lock/Center Lock, Balancer		-
8	HF_108	Study Table		750	1050	600	Prelam	52.68	7.43	7.31	PU Painted,Acrylic, Veneer, Membrane etc.	Top (1050x600) (6.78 x 2 Pcs. = 13.56 sqft.) Sides (600x714) (4.61 x 2 Pcs. = 9.22 sqft.) Modesty Panel (1014x450) (4.91 sqft.) Pedestal side (480 x 714) (3.69 x 2 Pcs. = 7.38 sqft.)	Drawer Shutter A (400x150) 0.65 x 2 = 1.3 sqft. Drawer Shutter B (400x364) 1.57 x 1 = 1.57 sqft	1.) Fixed	External Handles/ Knobs, Hinges, Quadro Channels (Hettich V6), Lock/Center Lock, Balancer		NOTE: Top Thickness = 36mm (18+18)mm
9	HF_109	Pedestal Unit		650	400	450	Prelam	24.21	6.79	7.11	PU Painted,Acrylic, Veneer, Membrane etc.	Top (400x450) (1.94 sqft.); Left Side (430x632) (2.93 sqft.); Right Side (430x632) (2.93 sqft.)	Drawer Shutter A (400x152) (0.65 X 2 Pcs. = 1.30 sqft.); Drawer Shutter B (400x282) (1.21 x 1 Pcs. = 1.21 sqft.)	1.) Fixed	External Handles/ Knobs, Quadro Channels (Hettich V6), Lock/Center Lock, Balancer		-
10	HF_110	Dressing Table		1800	500	450	Prelam	30.51	7.35	6.31	PU Painted,Acrylic, Veneer, Membrane etc.	Top (500x450) (2.42 sqft.); Left & Right Side (430x550) (2.55 x 2 = 5.10 sqft.); Back Panel (500x1232) (6.63 sqft.)	Drawer Shutter (500x250) (1.35 x 2 pcs. = 2.70 sqft)	1.) External Legs 2.) External Skirting Matching With Shutters (30mm Inside, 50mm Height)	Legs, External Handles/ Knobs, Quadro Channels (Hettich V6), Lock/Center Lock, Balancer, Mirror		-
11	HF_111	Dressing Table (Sitting)		1500	1050	450	Prelam	66.68	18.12	9.12	PU Painted,Acrylic, Veneer, Membrane etc.	Tops (10.17 sqft.), Sides (6.25 sqft.), Back Panel (6.46 sqft.), Shelves (5.14 sqft.), Sitting Sides (8.18 sqft.)	Drawer Shutter A (400x150) (0.65 x 2 Pcs. = 1.30 sqft.); Drawer Shutter B (500x180) (0.97 x 2 Pcs. = 1.94 sqft.)	1.) Fixed Skirting	External Handles/ Knobs, Quadro Channels (Hettich V6), Lock/Center Lock, Balancer, Mirror		NOTE: Top Thickness = 36mm (18+18)mm
12	HF_112	Shoe Cabinet - Medium A		1100	900	380	Prelam	50.79	15.20	13.06	PU Painted,Acrylic, Veneer, Membrane etc.	Top (900x380) (3.68 sqft.); Left Side (360x1082) (4.19 sqft.); Right Side (360x1082) (4.19 sqft.)	Drawer Shutter A (900x200) (1.93 x 1 = 1.93 sqft.); Swing Shutter B (450x882) (4.27 x 2 = 8.54 sqft.)	1.) External Legs 2.) External Skirting Matching With Shutters (30mm Inside, 50mm Height)	Legs, External Handles/ Knobs, Hinges, Quadro Channels (Hettich V6), Balancer		-















# HOME FURNITURE

Sr. No.	Item Code	Item Description	Carcass Image	H (mm)	W (mm)	D(mm) With Shutter	Material Options For Carcass	Total Sq.Ft. (Carcass + Shutters + With Visible Sides)	Carcass Sq. Ft. (18mm Board; without Visible Sides)	Carcass Sq.Ft. (8 mm Board)	Material Options For Visible Sides & Shutters	Visible Part (Left, Right, Top & Others)(mm) Either 18 mm Carcass or Shutter Material)	Shutters (mm) (Without Visible Sides)	Optional Leg Styles	Optional Hardware	Final Product Image	Comments
13	HF_113	Shoe Cabinet - Large A		1100	1050	380	Prelam	47.34	14.25	9.61	PU Painted,Acrylic, Veneer, Membrane etc.	Top (1050x380) (4.29 sqft.); Side A (360x1082) (4.19 x 2 Pcs. = 8.38 sqft.); Side B (360x550) (2.13 sqft.)	Drawer Shutter A (450x200) (0.97 x 1 Pcs. = 0.97 sqft); Swing Shutter B (450x882) (4.27 x 1 Pcs. = 4.27 sqft.); Swing Shutter C (300x532) (1.72 x 2 Pcs. = 3.44 sqft.)	1.) External Legs 2.) External Skirting Matching With Shutters (30mm Inside, 50mm Height)	Legs, External Handles/ Knobs, Hinges, Quadro Channels (Hettich V6), Balancer		-
14	HF_114	King Bed With Hydraulic		380	1875	2030	Prelam	170.11	121.76	-	PU Painted,Acrylic, Veneer, Membrane etc.	Head Board (1875x1200) (24.22 sqft.); Foot Board (1875x380) (7.67 sqft.); Left Side (2012x380) (8.23 sqft.); Right Side (2012x380) (8.23 sqft.)	-	1.) Fixed	Hydraulic		-
15	HF_115	King Bed With Drawers		380	1875	2030	Prelam	178.73	130.38	-	PU Painted,Acrylic, Veneer, Membrane etc.	Head Board (1875x1200) (24.22 sqft.); Foot Board (1875x380) (7.67 sqft.); Left Side (2012x380) (8.23 sqft.); Right Side (2012x189) (4.09 sqft.)	Drawer Shutter (685x281) (2.07x 2 = 4.14 sqft.);	1.) Fixed	Telescopic Channels		-
16	HF_116	Queen Bed With Hydraulic		380	1575	2030	Prelam	148.79	105.55	-	PU Painted,Acrylic, Veneer, Membrane etc.	Head Board(1575x1200) (20.34 sqft.); Foot Board(1575x380) (6.44 sqft.); Left Side (2012x380) (8.23 sqft.); Right Side (2012x380) (8.23 sqft.)	-	1.) Fixed	Hydraulic		-
17	HF_117	Queen Bed With Drawers		380	1575	2030	Prelam	159.33	116.09	-	PU Painted,Acrylic, Veneer, Membrane etc.	Head Board(1575x1200) (20.34 sqft.); Foot Board(1575x380) (6.44 sqft.); Left Side (2012x380) (8.23 sqft.); Right Side (2012x189) (4.09 sqft.)	Drawer Shutter (685x281) (2.07x 2 = 4.14 sqft.);	1.) Fixed	Telescopic Channels		-













# HOME FURNITURE

Sr. No.	Item Code	Item Description	Carcass Image	H (mm)	W (mm)	D(mm) With Shutter	Material Options For Carcass	Total Sq.Ft. (Carcass + Shutters + With Visible Sides)	Carcass Sq. Ft. (18mm Board; without Visible Sides)	Carcass Sq.Ft. (8 mm Board)	Material Options For Visible Sides & Shutters	Visible Part (Left, Right, Top & Others)(mm) Either 18 mm Carcass or Shutter Material)	Shutters (mm) (Without Visible Sides)	Optional Leg Styles	Optional Hardware	Final Product Image	Comments
18	HF_118	Single Bed		380	960	1875	Prelam	74.07	44.25	-	PU Painted,Acrylic, Veneer, Membrane etc.	Head Board(960x1050) (10.85 sqft.); Foot Board(960x380) (3.93 sqft.); Left Side (1839x380) (7.52 sqft.); Right Side (1839x380) (7.52 sqft.)	-	1.) Fixed	Hydraulic, Manual Hardware		-
19	HF_119	Side Unit - Small A		400	450	450	Prelam	15.61	5.61	3.32	PU Painted,Acrylic, Veneer, Membrane etc.	Top (450x450) (2.18 sqft.); Left Side (430x382) (1.77 sqft.); Right Side (430x382) (1.77 sqft.)	Drawer Shutter (450x200) (0.96 x 1 Pcs. = 0.97 sqft.)	1.) External Legs 2.) External Skirting Matching With Shutters (30mm Inside, 50mm Height)	Legs, External Handles/ Knobs, Quadro Channels (Hettich V6)		-
20	HF_120	Side Unit - Medium B		400	500	450	Prelam	19.43	5.89	5.54	PU Painted,Acrylic, Veneer, Membrane etc.	Top (500x450) (2.42 sqft.); Left Side (430x382) (1.77 sqft.); Right Side (430x382) (1.77 sqft.)	Drawer Shutter (500x189) (1.02 x 2 Pcs. = 2.04 sqft.)	1.) External Legs 2.) External Skirting Matching With Shutters (30mm Inside, 50mm Height)	Legs, External Handles/ Knobs, Quadro Channels (Hettich V6)		-
21	HF_121	Side Unit - Large C		600	500	550	Prelam	25.36	7.06	8.12	PU Painted,Acrylic, Veneer, Membrane etc.	Top (500x450) (2.42 sqft.); Left Side (430x532) (2.46 sqft.); Right Side (450x532) (2.46 sqft.)	Drawer Shutter (500x200) (1.08 x 1 Pcs. = 1.08 sqft.); Drawer Shutter (500x164) (0.88 x 2 Pcs. = 1.76 sqft.)	1.) External Legs 2.) External Skirting Matching With Shutters (30mm Inside, 50mm Height)	Legs, External Handles/ Knobs, Quadro Channels (Hettich V6)		-
22	HF_122	Side Unit - Wall Mount D		200	500	450	Prelam	11.59	4.69	1.81	PU Painted,Acrylic, Veneer, Membrane etc.	Top (500x450) (2.42 sqft.); Left Side (430x182) (0.84 sqft.); Right Side (430x182) (0.84 sqft.)	Drawer Shutter (500x182) (0.99 x 1 Pcs. = 0.99 sqft.)	1.) External Legs; 2.) Wall Mounted	Legs, External Handles/ Knobs, Quadro Channels (Hettich V6)		-
23	HF_123	Bathroom Vanity Base Unit - Small A		650	600	600	Prelam	31.13	13.17	2.13	PU Painted,Acrylic, Veneer, Membrane etc.	Top (600x600) (3.88 sqft.); Left Side (580x632) (3.95 sqft.); Right Side (580x632) (3.95 sqft.)	Drawer Shutter A (600x200) (1.29 x 1 Pcs. = 1.29 sqft.); Swing Shutter B (298x430) (1.38 x 2 Pcs. = 2.76 sqft.)	1.) External Legs	Legs/ Fastner Wall Mounting, External Handles/ Knobs, Hinges, Quadro Channels (Hettich V6)		The Back Section Will Be Shifted 100-150 mm Towards The Front To Accommodate The Plumbing Area.











# HOME FURNITURE

Sr. No.	Item Code	Item Description	Carcass Image	H (mm)	W (mm)	D(mm) With Shutter	Material Options For Carcass	Total Sq.Ft. (Carcass + Shutters + With Visible Sides)	Carcass Sq. Ft. (18mm Board; without Visible Sides)	Carcass Sq.Ft. (8 mm Board)	Material Options For Visible Sides & Shutters	Visible Part (Left, Right, Top & Others)(mm) Either 18 mm Carcass or Shutter Material)	Shutters (mm) (Without Visible Sides)	Optional Leg Styles	Optional Hardware	Final Product Image	Comments
24	HF_124	Bathroom Vanity Base Unit - Medium B		650	900	600	Prelam	53.11	26.11	7.17	PU Painted,Acrylic, Veneer, Membrane etc.	Top (900x600) (5.81 sqft.); Left Side (580x632) (3.95 sqft.); Right Side (580x632) (3.95 sqft.)	Drawer Shutter A (600x209) (1.36 x 3 = 4.08 sqft.); Swing Shutter B (300x632) (2.04 x 1 = 2.04 sqft.)	1.) External Legs	Legs/ Fastner Wall Mounting, External Handles/ Knobs, Hinges, Quadro Channels (Hettich V6)		The Back Section Will Be Shifted 100-150 mm Towards The Front To Accommodate The Plumbing Area.
25	HF_125	Bathroom Vanity Base Unit - Large C		650	1200	600	Prelam	47.84	24.03	-	PU Painted,Acrylic, Veneer, Membrane etc.	Top (1200x600) (7.75 sqft.); Left Side (580x632) (3.95 sqft.); Right Side (580x632) (3.95 sqft.)	Fixed Panel (300x632) (2.04 sqft.); Swing Shutter (450x632) (3.06 x 2 Pcs. = 6.12 sqft.)	1.) External Legs 2.) Wall Mounted	Legs/ Fastner Wall Mounting, External Handles/ Knobs, Hinges		-
26	HF_126	Undermounted Vanity Base Unit - Small A		650	600	600	Prelam	34.52	19.90	2.52	PU Painted,Acrylic, Veneer, Membrane etc.	Left Side (580x632) (3.95 sqft.); Right Side (580x632) (3.95 sqft.)	Drawer Shutter (600x325) (2.10 x 2 Pcs. = 4.20 sqft.)	1.) Wall Mounted	Fastner Wall Mounting, External Handles/ Knobs, Hinges, Quadro Channels (Hettich V6)		-
27	HF_127	Undermounted Vanity Base Unit - Large B		650	750	600	Prelam	39.74	23.35	3.25	PU Painted,Acrylic, Veneer, Membrane etc.	Left Side (580x632) (3.95 sqft.); Right Side (580x632) (3.95 sqft.)	Drawer Shutter (750x325) (2.62 x 2 Pcs. = 5.24 sqft.)	1.) Wall Mounted	Fastner Wall Mounting, External Handles/ Knobs, Hinges, Quadro Channels (Hettich V6)		-
28	HF_128	Add on Vanity Base Unit - Drawer		650	600	600	Prelam	40.78	15.71	9.24	PU Painted,Acrylic, Veneer, Membrane etc.	Top (600x600) (3.88 sqft.); Left Side (580x632) (3.95 sqft.); Right Side (580x632) (3.95 sqft.)	Drawer Shutter (600x209) (1.35 x 3 Pcs. = 4.05 sqft.)	1.) External Legs	Fastner Wall Mounting, External Handles/ Knobs, Hinges, Quadro Channels (Hettich V6)		-
29	HF_129	Add on Vanity Base Unit - Shutter with Shelf		650	600	600	Prelam	30.04	14.20	-	PU Painted,Acrylic, Veneer, Membrane etc.	Top (600x600) (3.88 sqft.); Left Side (580x632) (3.95 sqft.); Right Side (580x632) (3.95 sqft.)	Swing Shutter (298x632) (2.03 x 2 = 4.06 sqft.)	1.) External Legs	Legs/ Fastner Wall Mounting, External Handles/ Knobs, Hinges		-
30	HF_130	Bathroom Vanity Tall unit		1800	400	450	Prelam	41.36	16.90	-	PU Painted,Acrylic, Veneer, Membrane etc.	Top (400x450) (1.94 sqft.); Left Side (430x1782) (8.25 sqft.); Right Side (430x1782) (8.25 sqft.)	Swing Shutter (400x700) (3.01 x 2 = 6.02 sqft.)	1.) External Legs	Legs, External Handles/ Knobs, Hinges		-











# HOME FURNITURE

Sr. No.	Item Code	Item Description	Carcass Image	H (mm)	W (mm)	D(mm) With Shutter	Material Options For Carcass	Total Sq.Ft. (Carcass + Shutters + With Visible Sides)	Carcass Sq. Ft. (18mm Board; without Visible Sides)	Carcass Sq.Ft. (8 mm Board)	Material Options For Visible Sides & Shutters	Visible Part (Left, Right, Top & Others)(mm) Either 18 mm Carcass or Shutter Material)	Shutters (mm) (Without Visible Sides)	Optional Leg Styles	Optional Hardware	Final Product Image	Comments
31	HF_131	Centre Table - Medium A		450	900	500	Prelam	32.91	4.00	-	PU Painted,Acrylic, Veneer, Membrane etc.	Top (900x500) (4.84 x 3 Pcs. = 14.52 sqft.); Left & Right Side (300x365) (1.18 x 2 Pcs. = 2.36 sqft.); Sides (8.8 sqft.); Back (600x500) (3.23 sqft.)	-	1.) Fixed	-		<b>NOTE:</b> Top Thickness = 36mm (18+18)mm
32	HF_132	Centre Table - Large B		450	1000	600	Prelam	34.85	2.55	1.58	PU Painted,Acrylic, Veneer, Membrane etc.	Top & Bottom (1000x600) (6.46 x 3 Pcs. = 19.38 sqft.); Sides (600x346) (2.23 sqft.); Other Visible Parts (8.2 sqft.);	Drawer Shutter (464x188) (0.91 x 1 Pcs. = 0.91 sqft.)	1.) Fixed	External Handles/ Knobs, Fastner Wall Mounting, External Handles/ Knobs, Hinges, Quadro Channels (Hettich V6), Balancer		<b>NOTE:</b> Top Thickness = 36mm (18+18)mm
33	HF_133	Chest Of Drawers - Vertical		1036	600	450	Prelam	52.06	13.17	17.36	PU Painted,Acrylic, Veneer, Membrane etc.	Top (600x450) (2.91 x 2 Pcs. = 5.82 sqft.); Left Side (430x1000) (4.63 sqft.); Right Side (430x1000) (4.63 sqft.)	Drawer Shutter (600x200) (1.29 x 5 Pcs. = 6.45 sqft.)	1.) External Legs 2.) External Skirting Matching With Shutters (30mm Inside, 50mm Height)	Legs, External Handles/ Knobs, Quadro Channels (Hettich V6), Balancer		-
34	HF_134	Chest Of Drawers - Horizontal		636	1200	450	Prelam	63.93	18.06	20.95	PU Painted,Acrylic, Veneer, Membrane etc.	Top (1200x450) (5.81 x 2 Pcs. = 11.62 sqft.); Left Side (430x600) (2.78 sqft.); Right Side (430x600) (2.78 sqft.)	Drawer Shutter (600x200) (1.29 x 6 Pcs. = 7.74 sqft.)	1.) External Legs 2.) External Skirting Matching With Shutters (30mm Inside, 50mm Height)	Legs, External Handles/ Knobs, Quadro Channels (Hettich V6), Balancer		<b>NOTE:</b> Top Thickness = 36mm (18+18)mm
35	HF_135	Side Board (Small)		750	1000	450	Prelam	52.15	14.01	14.15	PU Painted,Acrylic, Veneer, Membrane etc.	Top (1000x450) (4.84 x 2 pcs = 9.68 sqft.); Left Side (430x714) (3.31 sqft.); Right Side (430x714) (3.31 sqft.)	Drawer Shutter (600x238) (1.54 x 3 Pcs. = 4.62 sqft.); Swing Shutter (400x714) (3.07 x 1 Pcs. = 3.07 sqft.)	1.) External Legs 2.) External Skirting Matching With Shutters (30mm Inside, 50mm Height)	Legs, External Handles/ Knobs, Quadro Channels (Hettich V6), Balancer, Hinges		<b>NOTE:</b> Top Thickness = 36mm (18+18)mm
36	HF_136	Side Board (Large)		750	1600	450	Prelam	63.63	17.21	12.02	PU Painted,Acrylic, Veneer, Membrane etc.	Top (1600x450) (7.75 x 2 Pcs. = 15.5 sqft.); Left Side (430x714) (3.31 sqft.); Right Side (430x714) (3.31 sqft.)	Swing Shutter (400x714) (3.07 x 4 Pcs. = 12.28 sqft.)	1.) External Legs 2.) External Skirting Matching With Shutters (30mm Inside, 50mm Height)	Legs, External Handles/ Knobs, Quadro Channels (Hettich V6), Balancer, Hinges		<b>NOTE:</b> Top Thickness = 36mm (18+18)mm











# HOME FURNITURE

Sr. No.	Item Code	Item Description	Carcass Image	H (mm)	W (mm)	D(mm) With Shutter	Material Options For Carcass	Total Sq.Ft. (Carcass + Shutters + With Visible Sides)	Carcass Sq. Ft. (18mm Board; without Visible Sides)	Carcass Sq.Ft. (8 mm Board)	Material Options For Visible Sides & Shutters	Visible Part (Left, Right, Top & Others)(mm) Either 18 mm Carcass or Shutter Material)	Shutters (mm) (Without Visible Sides)	Optional Leg Styles	Optional Hardware	Final Product Image	Comments
37	HF_137	Bar Unit		1000	700	550	Prelam	<b>61.20</b>	<b>27.10</b>	<b>9.68</b>	PU Painted,Acrylic, Veneer, Membrane etc.	Top (700x550) (4.14 sqft.); Left & Right Side (430x982) (4.55 x 2 Pcs. = 9.10 sqft.); Fillers (2.74 sqft.)	Shutter Top (350x120) (0.45 x 2Pcs. = 0.90 sqft.); Shutter Front (350x1000) (3.77 x 2 = 7.54 sqft.)	1.) External Legs 2.) External Skirting Matching With Shutters (30mm Inside, 50mm Height)	Legs, External Handles/ Knobs, Hinges, Quadro Channels (Hettich V6), Balancer		-
38	HF_138	Kitchen Trolley (Small)		900	550	400	Prelam	<b>15.02</b>	<b>15.02</b>	-	PU Painted,Acrylic, Veneer, Membrane etc.	-	-	1.) No Skirting	External Handles, Caster Wheels		-
39	HF_139	Bench (Small)		380	600	450	Prelam	<b>19.25</b>	<b>8.50</b>	<b>2.24</b>	PU Painted,Acrylic, Veneer, Membrane etc.	Back (564x370) (2.25 sqft.); Left & Right Side (450x370) (1.79 x 2 Pcs. = 3.58 sqft.); Fillers (0.29 sqft.)	Drawer Shutter (600x370) (2.39 x 1 Pcs. = 2.39 sqft.)	1.) No Skirting	Concealed Handles, Quadro Channels (Hettich V6), Balancer		Total Height of Bench is 450mm with Cushion Seating
40	HF_140	Bench (Medium)		380	900	450	Prelam	<b>28.24</b>	<b>13.91</b>	<b>3.26</b>	PU Painted,Acrylic, Veneer, Membrane etc.	Back (864x370) (3.44 sqft.); Left & Right Side (450x370) (1.79 x 2 Pcs. = 3.58 sqft.); Fillers (0.47 sqft.)	Drawer Shutter (450x370) (1.79 x 2 Pcs. = 3.58 sqft.)	1.) No Skirting	Concealed Handles, Quadro Channels (Hettich V6), Balancer		Total Height of Bench is 450mm with Cushion Seating
41	HF_141	Bench (Large)		380	1200	450	Prelam	<b>35.55</b>	<b>17.36</b>	<b>4.56</b>	PU Painted,Acrylic, Veneer, Membrane etc.	Back (1164x370) (4.64 sqft.); Left & Right Side (450x370) (1.79 x 2 Pcs. = 3.58 sqft.); Fillers (0.63 sqft.)	Drawer Shutter (600x370) (2.39 x 2 Pcs. = 4.78 sqft.)	1.) No Skirting	Concealed Handles, Quadro Channels (Hettich V6), Balancer		Total Height of Bench is 450mm with Cushion Seating











# HOME FURNITURE

Sr. No.	Item Code	Item Description	Carcass Image	H (mm)	W (mm)	D(mm) With Shutter	Material Options For Carcass	Total Sq.Ft. (Carcass + Shutters + With Visible Sides)	Carcass Sq. Ft. (18mm Board; without Visible Sides)	Carcass Sq.Ft. (8 mm Board)	Material Options For Visible Sides & Shutters	Visible Part (Left, Right, Top & Others)(mm) Either 18 mm Carcass or Shutter Material)	Shutters (mm) (Without Visible Sides)	Optional Leg Styles	Optional Hardware	Final Product Image	Comments
42	HF_142	Single Stool (With Storage)		450	450	350	Prelam	13.50	5.32	-	PU Painted,Acrylic, Veneer, Membrane etc.	Sides A (450x440) (2.13 x 2 Pcs. = 4.26 sqft.) Sides B (414x440) (1.96 x 2 Pcs. = 3.92 sqft.)	-	1.) No Skirting	Balancer		-
43	HF_143	Sofa Cum Bed		482	2006	1050	Prelam	124.97	80.24	-	PU Painted,Acrylic, Veneer, Membrane etc.	All Sides (40.11 sqft.)	Drawer Shutter (925x232) (2.31 x 2 Pcs. = 4.62 sqft.)	1.) No Skirting	Balancer		-
44	HF_144	Mirror with Storage (Short)		750	400	200	Prelam	11.74	5.61	-	PU Painted,Acrylic, Veneer, Membrane etc.	Left & Right Side (180x750) (1.45 x 2 Pcs. = 2.90 sqft.)	Shutter (400x750) (3.23 x 1 Pcs. = 3.23 sqft.)	1.) Wall Mounted	Lock, Mirror, External Handles/ Knobs		-
45	HF_145	Mirror with Storage (Medium)		750	600	200	Prelam	16.38	8.64	-	PU Painted,Acrylic, Veneer, Membrane etc.	Left & Right Side (180x750) (1.45 x 2 Pcs. = 2.90 sqft.)	Shutter (600x750) (4.84 x 1 Pcs. = 4.84 sqft.)	1.) Wall Mounted	Lock, Mirror, External Handles/ Knobs		-
46	HF_146	Mirror with Storage (Long)		1800	600	200	Prelam	38.18	18.05	-	PU Painted,Acrylic, Veneer, Membrane etc.	Left & Right Side (180x1800) (3.49 x 2 Pcs. = 6.98 sqft.); Fillers (1.52 sqft.)	Shutter (600x1800) (11.63 x 1 Pcs. = 11.63 sqft.)	1.) Wall Mounted	Lock, Mirror, External Handles/ Knobs		-





# HOME FURNITURE

Sr. No.	Item Code	Item Description	Carcass Image	H (mm)	W (mm)	D(mm) With Shutter	Material Options For Carcass	Total Sq.Ft. (Carcass + Shutters + With Visible Sides)	Carcass Sq. Ft. (18mm Board; without Visible Sides)	Carcass Sq.Ft. (8 mm Board)	Material Options For Visible Sides & Shutters	Visible Part (Left, Right, Top & Others)(mm) Either 18 mm Carcass or Shutter Material)	Shutters (mm) (Without Visible Sides)	Optional Leg Styles	Optional Hardware	Final Product Image	Comments
47	HF_147	Open Shelf (Small)		750	400	200	Prelam	9.15	9.15	-	PU Painted,Acrylic, Veneer, Membrane etc.	-	-	1.) Wall Mounted	Suspension Brackets For Wall Mounted		-
48	HF_148	Open Shelf (Large)		750	600	200	Prelam	12.34	12.34	-	PU Painted,Acrylic, Veneer, Membrane etc.	-	-	1.) Wall Mounted	Suspension Brackets For Wall Mounted		-
49	HF_149	Rotating Shoe Rack		1046	656	640	Prelam	65.54	40.24	-	PU Painted,Acrylic, Veneer, Membrane etc.	Top (656 x 640) (4.52 Sqft.) Left Side (620 x 1046) (6.98 Sqft) Right Side (620 x 1046) (6.98 Sqft)	Shutter (325x976) ( 3.41 x 2 Pcs. = 6.82 sqft.)	1.) External Skirting Matching With Shutters	Rotating Plate , Hinges,Handles,Jali		-
50	HF_150	Sofa Cum Storage (SOFA04_2S)		780	1650	765	Prelam	91.00	52.00	8.00	PU Painted,Acrylic, Veneer, Membrane etc.	Visible Part (31 Sqft)	-	1.) Fixed	Handles, Quadro Channels (Hettich V6), Hinges		-
51	HF_151	Sofa Cum Storage (SOFA04_1S)		780	1050	765	Prelam	65.00	31.00	5.00	PU Painted,Acrylic, Veneer, Membrane etc.	Visible Part (29 Sqft)	-	1.) Fixed	Handles, Quadro Channels (Hettich V6), Hinges		-

# HOME FURNITURE

Sr. No.	Item Code	Item Description	Carcass Image	H (mm)	W (mm)	D(mm) With Shutter	Material Options For Carcass	Total Sq.Ft. (Carcass + Shutters + With Visible Sides)	Carcass Sq. Ft. (18mm Board; without Visible Sides)	Carcass Sq.Ft. (8 mm Board)	Material Options For Visible Sides & Shutters	Visible Part (Left, Right, Top & Others)(mm) Either 18 mm Carcass or Shutter Material)	Shutters (mm) (Without Visible Sides)	Optional Leg Styles	Optional Hardware	Final Product Image	Comments
52	HF_152	Sofa Cum Storage (SOFA04_3S)		780	2250	765	Prelam	116.00	72.00	11.00	PU Painted,Acrylic, Veneer, Membrane etc.	Visible Part (33 Sqft)	-	1.) Fixed	Handles, Quadro Channels (Hettich V6), Hinges		-
53	HF_153	Sofa Cum Storage (SOFB02_1S)		780	860	765	Prelam	49.00	24.00	-	PU Painted,Acrylic, Veneer, Membrane etc.	Visible Part (25 Sqft)	-	1.) Fixed	-		-
54	HF_154	Sofa Cum Storage (SOFB02_2S)		780	1460	765	Prelam	70.00	47.00	-	PU Painted,Acrylic, Veneer, Membrane etc.	Visible Part (23 Sqft)	-	1.) Fixed	-		-
55	HF_155	Sofa Cum Storage (SOFB02_3S)		780	2060	765	Prelam	90.00	65.00	-	PU Painted,Acrylic, Veneer, Membrane etc.	Visible Part (25 Sqft)	-	1.) Fixed	-		-
56	HF_156	Sofa Cum Storage (SOFB04_1S)		780	860	765	Prelam	53.00	26.00	3.00	PU Painted,Acrylic, Veneer, Membrane etc.	Visible Part (24 Sqft)	-	1.) Fixed	Handles, Quadro Channels (Hettich V6), Hinges		-

# HOME FURNITURE

Sr. No.	Item Code	Item Description	Carcass Image	H (mm)	W (mm)	D(mm) With Shutter	Material Options For Carcass	Total Sq.Ft. (Carcass + Shutters + With Visible Sides)	Carcass Sq. Ft. (18mm Board; without Visible Sides)	Carcass Sq.Ft. (8 mm Board)	Material Options For Visible Sides & Shutters	Visible Part (Left, Right, Top & Others)(mm) Either 18 mm Carcass or Shutter Material)	Shutters (mm) (Without Visible Sides)	Optional Leg Styles	Optional Hardware	Final Product Image	Comments
57	HF_157	Sofa Cum Storage (SOFB04_2S)		780	1460	765	Prelam	79.00	46.00	6.00	PU Painted,Acrylic, Veneer, Membrane etc.	Visible Part (27 Sqft)	-	1.) Fixed	Handles, Quadro Channels (Hettich V6), Hinges		-
58	HF_158	Sofa Cum Storage (SOFB04_3S)		780	2060	765	Prelam	104.00	66.00	9.00	PU Painted,Acrylic, Veneer, Membrane etc.	Visible Part (29 Sqft)	-	1.) Fixed	Handles, Quadro Channels (Hettich V6), Hinges		-

- NOTE: 1)Drawer's Bottom Thickness = 8mm**  
**2)Home Furniture's Back Thickness = 8mm**  
**3)All Shelves are fixed in Home Furniture**

# OFFICE FURNITURE

FRONT FINISH ADAPTATIONS - HOME FURNITURE

**FULL FRONTAL  
CUSTOMISATION**



# OFFICE FURNITURE

**Dynasty**  
SINCE 1995



Item Code  
**OF-01**



Item Code  
**OF-02**



Item Code  
**OF-03**



Item Code  
**OF-04**



Item Code  
**OF-09**



Item Code  
**OF-05**



Item Code  
**OF-06**



Item Code  
**OF-07**



Item Code  
**OF-08**



Item Code  
**OF-10**



Item Code  
**OF-11**



Item Code  
**OF-12**



Item Code  
**OF-13**



Item Code  
**OF-14**



Item Code  
**OF-15**



Item Code  
**OF-16**



Item Code  
**OF-17**







Item Code  
**OF-18**

# OFFICE FURNITURE

Sr. No.	Item Code	Item Description	Image	H (mm)	W (mm)	D (mm) Without Shutter	Material Options	Total Sq. Ft.	Carcass Sq.Ft. (18 mm Board)	Carcass Sq.Ft. (25 mm Board)	Carcass Sq.Ft. (8 mm Board)	Optional Leg Styles	Optional Hardware	Comments
1	OF-01	GM TABLE		750	1800	1800	Prelam	92.37	46.27	32.12	13.98	External Skirting	Handles, Knobs, Hinges, Quadro Channels (Hettich V6), Telescopic Channel, Lock, Manager Cap	-
2	OF-02	GM TABLE		750	1800	1800	Prelam	92.64	46.54	32.12	13.98	External Skirting	Handles, Knobs, Hinges, Quadro Channels (Hettich V6), Telescopic Channel, Lock, Manager Cap	-
3	OF-03	MANAGER TABLE		750	1500	1650	Prelam	80.31	42.61	24.89	12.81	External Skirting	Handles, Knobs, Hinges, Quadro Channels (Hettich V6), Telescopic Channel, Lock, Manager Cap	-
4	OF-04	MANAGER TABLE		750	1500	1650	Prelam	80.52	42.82	24.89	12.81	External Skirting	Handles, Knobs, Hinges, Quadro Channels (Hettich V6), Telescopic Channel, Lock, Manager Cap	-

# OFFICE FURNITURE

Sr. No.	Item Code	Item Description	Image	H (mm)	W (mm)	D (mm) Without Shutter	Material Options	Total Sq. Ft.	Carcass Sq.Ft. (18 mm Board)	Carcass Sq.Ft. (25 mm Board)	Carcass Sq.Ft. (8 mm Board)	Optional Leg Styles	Optional Hardware	Comments
5	OF-05	CONFERENCE TABLE		750	2400	1050	Prelam	69.6	42.47	27.13	-	-	Pop Up Box, Manager Cap	-
6	OF-06	WORKSTATION		750	1200	1200	Prelam	37.94	3.71	34.23	-	-	Pop Up Box, Manager Cap	-
7	OF-07	WORKSTATION		750	2400	1200	Prelam	66.59	7.5	59.09	-	-	Pop Up Box, Manager Cap	-
8	OF-08	OFFICE DESK		750	900	600	Prelam	22.96	21.95	-	1.01	-	Quadro Channels (Hettich V6), Telescopic Channel, Lock	-



# OFFICE FURNITURE

Sr. No.	Item Code	Item Description	Image	H (mm)	W (mm)	D (mm) Without Shutter	Material Options	Total Sq. Ft.	Carcass Sq.Ft. (18 mm Board)	Carcass Sq.Ft. (25 mm Board)	Carcass Sq.Ft. (8 mm Board)	Optional Leg Styles	Optional Hardware	Comments
9	OF-09	FULL HEIGHT STORAGE		2100	900	450	Prelam	78.97	59.91	-	19.06	External Skirting	Hinges, Lock	-
10	OF-10	CREDENZA		750	900	450	Prelam	40.4	30.78	-	9.62	External Skirting	Hinges, Lock, Quadro channels (Heitich V6), Telescopic Channel	-
11	OF-11	MEDIUM HEIGHT STORAGE		1200	900	450	Prelam	48.99	34.1	4.36	10.53	External Skirting	Handles, Knobs, Hinges, Lock	-
12	OF-12	MEDIUM HEIGHT STORAGE		1200	900	450	Prelam	45.29	30.38	4.36	10.55	External Skirting	Handles, Knobs, Hinges, Lock	-

# OFFICE FURNITURE

Sr. No.	Item Code	Item Description	Image	H (mm)	W (mm)	D (mm) Without Shutter	Material Options	Total Sq. Ft.	Carcass Sq.Ft. (18 mm Board)	Carcass Sq.Ft. (25 mm Board)	Carcass Sq.Ft. (8 mm Board)	Optional Leg Styles	Optional Hardware	Comments
13	OF-13	PEDESTAL		720	400	450	Prelam	23.94	17.33	-	6.61	External Skirting	Handles, Knobs, Quadro Channels (Hettich V6), Telescopic Channel, Lock	-
14	OF-14	PEDESTAL		720	400	450	Prelam	24.16	17.55	-	6.61	External Skirting	Quadro Channels (Hettich V6), Telescopic Channel, Lock	-
15	OF-15	PEDESTAL		720	400	450	Prelam	18.16	14.28	-	3.88	External Skirting	Quadro Channels (Hettich V6), Telescopic Channel, Lock	-
16	OF-16	RECEPTION TABLE		1050	1536	618	Prelam	62.19	45.8	16.39	-	-	-	-

# OFFICE FURNITURE

Sr. No.	Item Code	Item Description	Image	H (mm)	W (mm)	D (mm) Without Shutter	Material Options	Total Sq. Ft.	Carcass Sq.Ft. (18 mm Board)	Carcass Sq.Ft. (25 mm Board)	Carcass Sq.Ft. (8 mm Board)	Optional Leg Styles	Optional Hardware	Comments
17	OF-17	RECEPTION TABLE		1050	1500	600	Prelam	45.07	32.15	12.92	-	-	-	-
18	OF-18	RECEPTION TABLE		1050	1500	600	Prelam	81.16	72.28	8.88	-	-	-	-



**Dynasty**<sup>®</sup>  
SINCE 1995

Head Office: F-13, Malviya Industrial Area  
Jaipur (Rajasthan)-302017

  +91-99296 00056

 [enquiry@dynastyfurnitures.com](mailto:enquiry@dynastyfurnitures.com)

 [www.dynastyfurnitures.com](http://www.dynastyfurnitures.com)

 **DHABRIYA  
GROUP**